

DISCOVERY SILVER CORP.

ISIN: CA2546771072 WKN: -

Overview

2024/07/26 21:53:50

Price
0.6299 USDDifference  -0.21% (-0.00)

General attributes

ISIN	CA2546771072
Symbol	DSV
Exchange	FINRA other OTC Issues
Currency	USD
Sector	Energy / Commodities
Security type	Stock
Market cap (m)	230 EUR
Benchmark	S&P/TSX 60 INDEX

Market data

Bid (Bid size)	-
Ask (Ask size)	-
Open	0.65 USD
High	0.65 USD
Low	0.6299 USD
Close (prev. day)	0.6313 USD
VWAP	0.634098 USD
Volume (pcs)	56,302
Trading volume	35,733.97
Number of trades	29
Last size	300

Futures and Options





Related Futures	-
Related Options	-

5y



Information about previous performance does not guarantee future performance.
Source: FactSet

Recent research

on sector	Date	Headline	Download
	2024/07/26	 Equity Weekly	
	2024/07/24	 Global Equity Ratings	
	2024/07/24	 Aktienempfehlungen Global	
	2024/07/15	 Aktienempfehlungen Global	
	2024/07/12	 Equity Weekly	

Details

2024/07/26 21:53:50

Price

0.6299 USD

Difference  -0.21% (-0.00)

General attributes

ISIN	CA2546771072
Symbol	DSV
Exchange	FINRA other OTC Issues
Currency	USD
Sector	Energy / Commodities
Security type	Stock
Market cap (m)	230 EUR
Benchmark	S&P/TSX 60 INDEX

Market data

Bid (Bid size)	-
Ask (Ask size)	-
Open	0.65 USD
High	0.65 USD
Low	0.6299 USD
Close (prev. day)	0.6313 USD
VWAP	0.634098 USD
Volume (pcs)	56,302
Trading volume	35,733.97
Number of trades	29
Last size	300

Performance and Risk

	6m	1y	3y
Perf (%)	+29.88%	+3.77%	-54.68%
Perf (abs.)	+0.14	+0.02	-0.76
Beta	0.69	1.13	1.14
Volatility	72.57	69.31	69.40

5y



Information about previous performance does not guarantee future performance.

Source: FactSet

Price data

Ø price 5 days Ø volume 5 days (pcs.)	0.6423 USD (163,853)
Ø price 30 days Ø volume 30 days (pcs.)	0.6939 USD (195,291)
Ø price 100 days Ø volume 100 days (pcs.)	0.6813 USD (275,267)
Ø price 250 days Ø volume 250 days (pcs.)	0.5885 USD (200,909)
YTD High date	0.9799 USD (2024/05/20)
YTD Low date	0.4300 USD (2024/01/30)
52 Weeks High date	0.9799 USD (2024/05/20)
52 Weeks Low date	0.4001 USD (2023/10/26)

All listings for DISCOVERY SILVER CORP.

Exchange 	Date	Time	Price	Trading volume (mio.)	Number of trades
Tradegate	2024/07/26	22:26	0.586 EUR	0.00	2
Toronto Stock Exchange	2024/07/26	21:59	0.87 CAD	0.13	150
Stuttgart	2024/07/26	14:44	0.571 EUR	0.00	5
Munich	2024/07/26	08:02	0.598 EUR	0.00	1
London Stock	2024/07/26	16:34	1.0222 CAD	0.02	2

Exchange	15					
Frankfurt	2024/07/26	08:10	0.571 EUR	0.00		2
FINRA other OTC Issues	2024/07/26	21:53	0.6299 USD	0.04		29
Duesseldorf	2024/07/26	08:11	0.57 EUR	0.00		3
Berlin	2024/07/26	20:22	0.589 EUR	0.00		13

Company profile

Company Logo

Discoverysilver

Company Profile

-

Contact Details

DISCOVERY SILVER

--

Telefon: -

Fax: -

E-mail: -