

MARUI GROUP CORP LTD.

ISIN: JP3870400003 WKN: 8252

Overview

2024/08/21 08:01:03

Price

14.60 EUR

Difference  0.00% (0.00)

General attributes

ISIN	JP3870400003
Symbol	8252
Exchange	Frankfurt
Currency	EUR
Sector	Commerce
Security type	Stock
Market cap (m)	3,070 EUR
Benchmark	NIKKEI 225

Market data

Bid (Bid size)	-
Ask (Ask size)	-
Open	14.60 EUR
High	14.60 EUR
Low	14.60 EUR
Close (prev. day)	14.60 EUR
VWAP	14.60 EUR
Volume (pcs)	0
Trading volume	0.00
Number of trades	1
Last size	0

Futures and Options











Related Futures	-
Related Options	-

5y



Information about previous performance does not guarantee future performance.
Source: FactSet

Recent research

on sector		on market	
Date		Headline	Download
2024/08/12		Global Equity Ratings	
2024/08/12		Aktienempfehlungen Global	
2024/07/24		Global Equity Ratings	
2024/07/24		Aktienempfehlungen Global	
2024/07/15		Aktienempfehlungen Global	

Details

2024/08/21 08:01:03

Price

14.60 EUR

 Difference ↔ 0.00% (0.00)

General attributes

ISIN	JP3870400003
Symbol	8252
Exchange	Frankfurt
Currency	EUR
Sector	Commerce
Security type	Stock
Market cap (m)	3,070 EUR
Benchmark	NIKKEI 225

Market data

Bid (Bid size)	-
Ask (Ask size)	-
Open	14.60 EUR
High	14.60 EUR
Low	14.60 EUR
Close (prev. day)	14.60 EUR
VWAP	14.60 EUR
Volume (pcs)	0
Trading volume	0.00
Number of trades	1
Last size	0

Performance and Risk

	6m	1y	3y
Perf (%)	-3.95%	-2.01%	+3.55%
Perf (abs.)	-0.60	-0.30	+0.50
Beta	0.67	0.64	0.71
Volatility	24.88	22.96	27.18

5y



Information about previous performance does not guarantee future performance.

Source: FactSet

Price data

Ø price 5 days Ø volume 5 days (pcs.)	14.36 EUR (0)
Ø price 30 days Ø volume 30 days (pcs.)	14.12 EUR (9)
Ø price 100 days Ø volume 100 days (pcs.)	13.96 EUR (3)
Ø price 250 days Ø volume 250 days (pcs.)	14.63 EUR (7)
YTD High date	15.80 EUR (2024/01/10)
YTD Low date	13.00 EUR (2024/06/18)
52 Weeks High date	16.50 EUR (2023/09/15)
52 Weeks Low date	13.00 EUR (2024/06/18)

Arbitrage views

Exchange ⊕	Date	Time	Price	Trading volume (mio.)	Number of trades
Tradegate	2024/08/21	22:01	14.70 EUR	0.00	1
Tokyo Stock Exchange	2024/08/21	08:00	2,378.50 JPY	7.83	1,136
Stuttgart	2024/08/21	08:11	14.50 EUR	0.00	1
Frankfurt	2024/08/21	08:01	14.60 EUR	0.00	1
FINRA other OTC	2023/02/	19:15	15.41 USD	0.00	1

Issues	14					
Duesseldorf	2024/08/ 21	19:30	14.50 EUR	0.00		5

Company profile

Company Logo



Company Profile

-

Contact Details

MARUI

--

4-3-2, Nakano, Nakano-ku - 164-8701 Tokyo

Telefon: 03-3384-0101

Fax: 03-5343-6615

E-mail: -