

## MARUI GROUP CORP LTD.

ISIN: JP3870400003 WKN: 8252

## Overview

2024/08/16 08:04:22

## Price

14.30 EUR

Difference  0.00% (0.00)

## General attributes

|                |              |
|----------------|--------------|
| ISIN           | JP3870400003 |
| Symbol         | 8252         |
| Exchange       | Frankfurt    |
| Currency       | EUR          |
| Sector         | Commerce     |
| Security type  | Stock        |
| Market cap (m) | 2,992 EUR    |
| Benchmark      | NIKKEI 225   |

## Market data

|                   |                 |
|-------------------|-----------------|
| Bid (Bid size)    | 14.30 EUR (500) |
| Ask (Ask size)    | 14.40 EUR (500) |
| Open              | 14.30 EUR       |
| High              | 14.30 EUR       |
| Low               | 14.30 EUR       |
| Close (prev. day) | 14.30 EUR       |
| VWAP              | 14.60 EUR       |
| Volume (pcs)      | 0               |
| Trading volume    | 0.00            |
| Number of trades  | 1               |
| Last size         | 0               |

## Futures and Options











|                 |   |
|-----------------|---|
| Related Futures | - |
| Related Options | - |

5y



Information about previous performance does not guarantee future performance.  
Source: FactSet

## Recent research

| on sector  |   | on market                 |   |
|------------|---|---------------------------|---|
| Date       |   | Headline                  | Download  |
| 2024/08/12 |  | Global Equity Ratings     |  |
| 2024/08/12 |  | Aktienempfehlungen Global |  |
| 2024/07/24 |  | Global Equity Ratings     |  |
| 2024/07/24 |  | Aktienempfehlungen Global |  |
| 2024/07/15 |  | Aktienempfehlungen Global |  |

## Details

2024/08/16 08:04:22

### Price

14.30 EUR

 Difference ↔ 0.00% (0.00)

### General attributes

|                |              |
|----------------|--------------|
| ISIN           | JP3870400003 |
| Symbol         | 8252         |
| Exchange       | Frankfurt    |
| Currency       | EUR          |
| Sector         | Commerce     |
| Security type  | Stock        |
| Market cap (m) | 2,992 EUR    |
| Benchmark      | NIKKEI 225   |

### Market data

|                   |                 |
|-------------------|-----------------|
| Bid (Bid size)    | 14.30 EUR (500) |
| Ask (Ask size)    | 14.40 EUR (500) |
| Open              | 14.30 EUR       |
| High              | 14.30 EUR       |
| Low               | 14.30 EUR       |
| Close (prev. day) | 14.30 EUR       |
| VWAP              | 14.60 EUR       |
| Volume (pcs)      | 0               |
| Trading volume    | 0.00            |
| Number of trades  | 1               |
| Last size         | 0               |

### Performance and Risk

|             | 6m     | 1y     | 3y     |
|-------------|--------|--------|--------|
| Perf (%)    | -5.30% | -7.14% | -2.05% |
| Perf (abs.) | -0.80  | -1.10  | -0.30  |
| Beta        | 0.68   | 0.65   | 0.72   |
| Volatility  | 24.81  | 23.00  | 27.14  |

5y



Information about previous performance does not guarantee future performance.  
Source: FactSet

### Price data

|   |                        |
|---|------------------------|
| Ø price 5 days   Ø volume 5 days (pcs.)     | 14.16 EUR (0)          |
| Ø price 30 days   Ø volume 30 days (pcs.)   | 14.02 EUR (9)          |
| Ø price 100 days   Ø volume 100 days (pcs.) | 13.98 EUR (3)          |
| Ø price 250 days   Ø volume 250 days (pcs.) | 14.65 EUR (7)          |
| YTD High   date                             | 15.80 EUR (2024/01/10) |
| YTD Low   date                              | 13.00 EUR (2024/06/18) |
| 52 Weeks High   date                        | 16.50 EUR (2023/09/15) |
| 52 Weeks Low   date                         | 13.00 EUR (2024/06/18) |

### Arbitrage views

| Exchange <span>⊕</span> | Date       | Time  | Price        | Trading volume (mio.) | Number of trades |
|-------------------------|------------|-------|--------------|-----------------------|------------------|
| Tradegate               | 2024/08/15 | 22:26 | 14.60 EUR    | 0.00                  | 2                |
| Tokyo Stock Exchange    | 2024/08/16 | 08:00 | 2,347.50 JPY | 14.44                 | 1,635            |
| Stuttgart               | 2024/08/16 | 10:32 | 14.20 EUR    | 0.00                  | 2                |
| Frankfurt               | 2024/08/16 | 08:04 | 14.30 EUR    | 0.00                  | 1                |
| FINRA other OTC         | 2023/02/   | 19:15 | 15.41 USD    | 0.00                  | 1                |

|             |                |       |           |      |  |   |
|-------------|----------------|-------|-----------|------|--|---|
| Issues      | 14             |       |           |      |  |   |
| Duesseldorf | 2024/08/<br>16 | 16:30 | 14.10 EUR | 0.00 |  | 4 |

## Company profile

### Company Logo



### Company Profile

-

### Contact Details

MARUI

--

4-3-2, Nakano, Nakano-ku - 164-8701 Tokyo

Telefon: 03-3384-0101

Fax: 03-5343-6615

E-mail: -