

AMSC ASA

ISIN: NO0010272065

WKN: -

Overview

2024/06/07 21:43:04

Price
2.725 EURDifference  -1.09% (-0.03)

General attributes

ISIN	NO0010272065
Symbol	AMSC
Exchange	Berlin
Currency	EUR
Sector	Transport
Security type	Stock
Market cap (m)	197 EUR
Benchmark	NORWAY OSLO BORS ALL SHARE(TRG)

Market data

Bid (Bid size)	-
Ask (Ask size)	-
Open	2.755 EUR
High	2.78 EUR
Low	2.70 EUR
Close (prev. day)	2.755 EUR
VWAP	-
Volume (pcs)	0
Trading volume	0.00
Number of trades	17
Last size	0

Futures and Options









Related Futures	-
Related Options	-



Information about previous performance does not guarantee future performance.
Source: FactSet

Recent research

on sector

Date		Headline	Download
2024/05/29		Global Equity Ratings	
2024/05/29		Aktienempfehlungen Global	
2024/05/29		Aktienempfehlungen Österreich	
2024/05/13		Aktienempfehlungen Österreich	
2024/04/29		Aktienempfehlungen Österreich	

Details

2024/06/07 21:43:04

Price

2.725 EUR

Difference ▼ -1.09% (-0.03)

General attributes

ISIN	NO0010272065
Symbol	AMSC
Exchange	Berlin
Currency	EUR
Sector	Transport
Security type	Stock
Market cap (m)	197 EUR
Benchmark	NORWAY OSLO BORS ALL SHARE(TRG)

Market data

Bid (Bid size)	-
Ask (Ask size)	-
Open	2.755 EUR
High	2.78 EUR
Low	2.70 EUR
Close (prev. day)	2.755 EUR
VWAP	-
Volume (pcs)	0
Trading volume	0.00
Number of trades	17
Last size	0

Performance and Risk

	6m	1y	3y
Perf (%)	+29.76%	-17.42%	-10.80%
Perf (abs.)	+0.63	-0.58	-0.33
Beta	1.16	0.38	0.38
Volatility	40.41	81.30	52.91

5y



Information about previous performance does not guarantee future performance.
Source: FactSet

Price data

Ø price 5 days Ø volume 5 days (pcs.)	2.709 EUR (0)
Ø price 30 days Ø volume 30 days (pcs.)	2.717 EUR (0)
Ø price 100 days Ø volume 100 days (pcs.)	2.491 EUR (0)
Ø price 250 days Ø volume 250 days (pcs.)	2.833 EUR (7)
YTD High date	2.930 EUR (2024/05/31)
YTD Low date	2.120 EUR (2024/03/11)
52 Weeks High date	4.165 EUR (2023/10/23)
52 Weeks Low date	1.832 EUR (2023/10/26)

All listings for AMSC ASA

Exchange	Date	Time	Price	Trading volume (mio.)	Number of trades
Tradegate	2024/06/07	22:02	2.725 EUR	0.00	1
Stuttgart	2024/06/07	16:01	2.695 EUR	0.00	11
Munich	2024/06/07	08:10	2.73 EUR	0.00	2
London Stock Exchange	2023/04/14	09:23	41.50 NOK	0.23	1
Frankfurt	2024/06/07	21:38	2.675 EUR	0.00	3

	07					
First North Stockholm	2024/05/ 21	15:02	31.25 NOK	0.02		1
FINRA other OTC Issues	2024/06/ 05	15:30	2.76 USD	0.00		1
Duesseldorf	2024/06/ 07	08:12	2.725 EUR	0.00		3
Berlin	2024/06/ 07	21:43	2.725 EUR	0.00		17

Company profile

Company Logo



Company Profile

-

Contact Details

AMSC ASA

--

Telefon: -

Fax: -

E-mail: -