

## WALLENIUS WILHELMSSEN ASA

ISIN: NO0010571680 WKN: -

## Overview

2024/07/18 20:56:53

Price  
8.51 EURDifference  -0.64% (-0.06)

## General attributes

ISIN	NO0010571680
Symbol	WAWI
Exchange	Tradegate
Currency	EUR
Sector	Transport
Security type	Stock
Market cap (m)	3,599 EUR
Benchmark	NORWAY OSLO BORS ALL SHARE(TRG)

## Market data

Bid (Bid size)	8.435 EUR (356)
Ask (Ask size)	8.50 EUR (370)
Open	8.55 EUR
High	8.61 EUR
Low	8.50 EUR
Close (prev. day)	8.565 EUR
VWAP	8.53837 EUR
Volume (pcs)	1,389
Trading volume	11,859.79
Number of trades	5
Last size	120

## Futures and Options




Related Futures	-
Related Options	-

5y



Information about previous performance does not guarantee future performance.  
Source: FactSet

## Recent research

on sector	Date	Headline	Download
	2024/07/15	 Aktienempfehlungen Global	
	2024/07/12	 Global Equity Ratings	
	2024/07/09	 Aktienempfehlungen Österreich	
	2024/06/28	 Equity Weekly	
	2024/06/24	 Aktienempfehlungen Österreich	

## Details

2024/07/18 20:56:53

## Price

8.51 EUR

Difference ▼ -0.64% (-0.06)

## General attributes

ISIN	NO0010571680
Symbol	WAWI
Exchange	Tradegate
Currency	EUR
Sector	Transport
Security type	Stock
Market cap (m)	3,599 EUR
Benchmark	NORWAY OSLO BORS ALL SHARE(TRG)

## Market data

Bid (Bid size)	8.435 EUR (356)
Ask (Ask size)	8.50 EUR (370)
Open	8.55 EUR
High	8.61 EUR
Low	8.50 EUR
Close (prev. day)	8.565 EUR
VWAP	8.53837 EUR
Volume (pcs)	1,389
Trading volume	11,859.79
Number of trades	5
Last size	120

## Performance and Risk

	6m	1y	3y
Perf (%)	+1.72%	+37.04%	+215.82%
Perf (abs.)	+0.15	+2.32	+5.85
Beta	1.06	0.96	0.98
Volatility	47.51	40.43	47.91

5y



Information about previous performance does not guarantee future performance.  
Source: FactSet

## Price data

Ø price 5 days   Ø volume 5 days (pcs.)	8.59 EUR (2,523)
Ø price 30 days   Ø volume 30 days (pcs.)	8.98 EUR (3,501)
Ø price 100 days   Ø volume 100 days (pcs.)	8.93 EUR (4,756)
Ø price 250 days   Ø volume 250 days (pcs.)	8.33 EUR (2,719)
YTD High   date	10.74 EUR (2024/05/10)
YTD Low   date	7.42 EUR (2024/03/25)
52 Weeks High   date	10.74 EUR (2024/05/10)
52 Weeks Low   date	6.09 EUR (2023/07/26)

## Arbitrage views

Exchange <span>⊕</span>	Date	Time	Price	Trading volume (mio.)	Number of trades
Tradegate	2024/07/18	20:56	8.51 EUR	0.01	5
Stuttgart	2024/07/18	16:15	8.415 EUR	0.00	9
Munich	2024/07/18	08:11	8.58 EUR	0.00	1
London Stock Exchange	2024/07/17	16:32	101.00 NOK	0.09	1
Frankfurt	2024/07/17	09:47	8.465 EUR	0.00	1

	18					
First North Stockholm	2024/07/ 18	18:00	99.50 NOK	0.41		14
FINRA other OTC Issues	2024/07/ 18	19:23	9.30 USD	0.01		4
Duesseldorf	2024/07/ 18	08:11	8.49 EUR	0.00		1
Berlin	2024/07/ 18	20:20	8.47 EUR	0.00		16

## Company profile

### Company Logo



### Contact Details

WALLENIUS WILHELMSSEN ASA

--

Strandveien 20 - 1366 Lysaker

Telefon: +47-67-58-40-00

Fax: +

E-mail: -

### Company Profile

-

#### Members of Management Board

Lasse Kristoffersen Chairman of Managing Board

Anette Maltun Koefoed Member of Executive Committee

Gro Rognstad Member of Executive Committee

Michael Hynekamp Member of Executive Committee

Pia Synnerman Member of Executive Committee

Torbjorn Wist Member of Executive Committee

Wenche Agerup Member of Executive Committee

Xavier Leroi Member of Executive Committee

#### Board of directors

Rune Bjerke Chairman of Supervisory Board

Anna Felländer Member of Supervisory Board

Hans Åkervall Member of Supervisory Board

Kerstin Margareta Alestig Johnson Member of Supervisory Board

Thomas Wilhelmsen Member of Supervisory Board

Yngvil Signe Eriksson Member of Supervisory Board