

WALLENIUS WILHELMSSEN ASA

ISIN: NO0010571680 WKN: -

Overview

2022/08/19 22:02:14

Price
6.025 EURDifference  -6.15% (-0.40)

General attributes

ISIN	NO0010571680
Symbol	WAWI
Exchange	Tradegate
Currency	EUR
Sector	Transport
Security type	Stock
Market cap (m)	2,758 EUR
Benchmark	NORWAY OSLO BORS ALL SHARE(TRG)

Market data

Bid (Bid size)	5.965 EUR (600)
Ask (Ask size)	6.085 EUR (600)
Open	6.025 EUR
High	6.025 EUR
Low	6.025 EUR
Close (prev. day)	6.42 EUR
VWAP	6.43304 EUR
Volume (pcs)	-
Trading volume	-
Number of trades	1
Last size	-










Futures and Options

Related Futures	-
Related Options	-



Information about previous performance does not guarantee future performance.
Source: FactSet

Recent research

on sector			
Date		Headline	Download
2022/08/18		Global Equity Ratings	
2022/08/18		Aktienempfehlungen Global	
2022/08/12		Equity Weekly	
2022/08/08		Global Equity Ratings	
2022/08/08		Aktienempfehlungen Global	

Details

2022/08/19 22:02:14

Price

6.025 EUR

Difference ▼ -6.15% (-0.40)

General attributes

ISIN	NO0010571680
Symbol	WAWI
Exchange	Tradegate
Currency	EUR
Sector	Transport
Security type	Stock
Market cap (m)	2,758 EUR
Benchmark	NORWAY OSLO BORS ALL SHARE(TRG)

Market data

Bid (Bid size)	5.965 EUR (600)
Ask (Ask size)	6.085 EUR (600)
Open	6.025 EUR
High	6.025 EUR
Low	6.025 EUR
Close (prev. day)	6.42 EUR
VWAP	6.43304 EUR
Volume (pcs)	-
Trading volume	-
Number of trades	1
Last size	-

Performance and Risk

	6m	1y	3y
Perf (%)	-6.69%	+94.43%	-
Perf (abs.)	-0.46	+3.12	-
Beta	0.89	0.95	0.98
Volatility	57.28	52.91	49.98

5y



Information about previous performance does not guarantee future performance.
Source: FactSet

Price data

Ø price 5 days Ø volume 5 days (pcs.)	7.174 EUR (753)
Ø price 30 days Ø volume 30 days (pcs.)	6.305 EUR (281)
Ø price 100 days Ø volume 100 days (pcs.)	6.085 EUR (280)
Ø price 250 days Ø volume 250 days (pcs.)	5.287 EUR (1,265)
YTD High date	7.840 EUR (2022/08/16)
YTD Low date	4.416 EUR (2022/01/24)
52 Weeks High date	7.840 EUR (2022/08/16)
52 Weeks Low date	3.146 EUR (2021/09/21)

Arbitrage views

Exchange	Date	Time	Price	Trading volume (mio.)	Number of trades
Tradegate	2022/08/19	22:02	6.025 EUR	0.00	1
Stuttgart	2022/08/19	15:40	6.045 EUR	0.00	11
Munich	2022/08/19	08:05	6.435 EUR	0.00	1
London Stock Exchange	2022/01/18	15:42	52.60 NOK	19.57	1
Frankfurt	2022/08/19	17:30	6.085 EUR	0.00	2

	19					
First North Stockholm	2022/08/ 17	15:47	64.70 NOK	0.02		2
Duesseldorf	2022/08/ 19	21:00	5.975 EUR	0.00		10
Berlin	2022/08/ 19	21:34	6.03 EUR	0.00		15

Company profile

Company Logo



Company Profile

-

Contact Details

WALLENIUS WILHELMSSEN

--

Telefon: -

Fax: -

E-mail: -