

NORWEGIAN ENERGY COMPANY ASA

ISIN: **NO0010379266** WKN: -

Overview

2022/08/19 22:27:15

Price
34.40 EUR

Difference  -0.72% (-0.25)

General attributes

ISIN	NO0010379266
Symbol	NOR
Exchange	Tradegate
Currency	EUR
Sector	Energy / Commodities
Security type	Stock
Market cap (m)	882 EUR
Benchmark	NORWAY OSLO BORS ALL SHARE(TRG)

Market data

Bid (Bid size)	34.25 EUR (100)
Ask (Ask size)	34.50 EUR (100)
Open	34.60 EUR
High	34.60 EUR
Low	33.95 EUR
Close (prev. day)	34.65 EUR
VWAP	34.27222 EUR
Volume (pcs)	6,838
Trading volume	234,353.45
Number of trades	45
Last size	-











Futures and Options

Related Futures	-
Related Options	-



Information about previous performance does not guarantee future performance.
Source: FactSet

Recent research

on sector			
Date		Headline	Download
2022/08/18		Global Equity Ratings	
2022/08/18		Aktienempfehlungen Global	
2022/08/12		Equity Weekly	
2022/08/08		Global Equity Ratings	
2022/08/08		Aktienempfehlungen Global	

Details

2022/08/19 22:27:15

Price

34.40 EUR

Difference ▼ -0.72% (-0.25)

General attributes

ISIN	NO0010379266
Symbol	NOR
Exchange	Tradegate
Currency	EUR
Sector	Energy / Commodities
Security type	Stock
Market cap (m)	882 EUR
Benchmark	NORWAY OSLO BORS ALL SHARE(TRG)

Market data

Bid (Bid size)	34.25 EUR (100)
Ask (Ask size)	34.50 EUR (100)
Open	34.60 EUR
High	34.60 EUR
Low	33.95 EUR
Close (prev. day)	34.65 EUR
VWAP	34.27222 EUR
Volume (pcs)	6,838
Trading volume	234,353.45
Number of trades	45
Last size	-

Performance and Risk

	6m	1y	3y
Perf (%)	+111.40%	+160.18%	-
Perf (abs.)	+18.18	+21.24	-
Beta	-0.17	-0.01	0.52
Volatility	76.46	59.16	53.62



Information about previous performance does not guarantee future performance.
Source: FactSet

Price data

Ø price 5 days Ø volume 5 days (pcs.)	34.34 EUR (14,698)
Ø price 30 days Ø volume 30 days (pcs.)	38.95 EUR (7,553)
Ø price 100 days Ø volume 100 days (pcs.)	36.08 EUR (2,561)
Ø price 250 days Ø volume 250 days (pcs.)	24.39 EUR (1,161)
YTD High date	49.60 EUR (2022/07/29)
YTD Low date	14.98 EUR (2022/01/24)
52 Weeks High date	49.60 EUR (2022/07/29)
52 Weeks Low date	12.72 EUR (2021/09/13)

Arbitrage views

Exchange	Date	Time	Price	Trading volume (mio.)	Number of trades
Tradegate	2022/08/19	22:27	34.40 EUR	0.23	45
Stuttgart	2022/08/19	15:40	34.05 EUR	0.00	11
Munich	2022/08/19	08:05	34.25 EUR	0.00	1
London Stock Exchange	2022/04/06	09:37	328.1069 NOK	0.17	1
Frankfurt	2022/08/19	17:24	34.20 EUR	0.00	2

	19					
First North Stockholm	2022/08/ 18	14:06	337.00 NOK	0.05		2
Duesseldorf	2022/08/ 19	21:00	34.00 EUR	0.00		10
Berlin	2022/08/ 19	21:34	34.30 EUR	0.00		16

Company profile

Company Logo



Company Profile

-

Contact Details

NORWEGIAN ENERGY

--

Haakon VII's gate 9 P.O. Box 550, Sentrum -
4005 Stavanger

Telefon: +47-99-283900

Fax: +47-51-533333

E-mail: -