

# ACHILLES THERAPEUTICS PLC SPON. ADR

ISIN: **US00449L1026** WKN: **00449L102**

## Overview

2024/07/12 11:29:33

**Price**  
0.735 EUR

**Difference**  2.08% (0.02)

### General attributes

ISIN	US00449L1026
Symbol	ACHL
Exchange	Frankfurt
Currency	EUR
Sector	Chemical / Pharmaceutical / Health
Security type	Stock
Market cap (m)	0
Benchmark	FTSE 100

### Market data

Bid (Bid size)	-
Ask (Ask size)	-
Open	0.735 EUR
High	0.735 EUR
Low	0.735 EUR
Close (prev. day)	0.72 EUR
VWAP	0.91 EUR
Volume (pcs)	0
Trading volume	0.00
Number of trades	2
Last size	0





### Futures and Options

Related Futures	-
Related Options	-



Information about previous performance does not guarantee future performance.  
Source: FactSet

### Recent research

on sector			
Date		Headline	Download
2024/07/12		Global Equity Ratings	
2024/07/12		Aktienempfehlungen Global	
2024/07/09		Aktienempfehlungen Österreich	
2024/06/24		Aktienempfehlungen Österreich	
2024/06/21		Global Equity Ratings	

## Details

2024/07/12 11:29:33

## Price

0.735 EUR

Difference ▲ 2.08% (0.02)

## General attributes

ISIN	US00449L1026
Symbol	ACHL
Exchange	Frankfurt
Currency	EUR
Sector	Chemical / Pharmaceutical / Health
Security type	Stock
Market cap (m)	0
Benchmark	FTSE 100

## Market data

Bid (Bid size)	-
Ask (Ask size)	-
Open	0.735 EUR
High	0.735 EUR
Low	0.735 EUR
Close (prev. day)	0.72 EUR
VWAP	0.91 EUR
Volume (pcs)	0
Trading volume	0.00
Number of trades	2
Last size	0

## Performance and Risk

	6m	1y	3y
Perf (%)	-6.96%	-10.91%	-87.44%
Perf (abs.)	-0.06	-0.09	-5.12
Beta	0.11	0.29	0.88
Volatility	82.64	69.45	73.71

5y



Information about previous performance does not guarantee future performance.  
Source: FactSet

## Price data

Ø price 5 days   Ø volume 5 days (pcs.)	0.722 EUR (0)
Ø price 30 days   Ø volume 30 days (pcs.)	0.764 EUR (0)
Ø price 100 days   Ø volume 100 days (pcs.)	0.872 EUR (246)
Ø price 250 days   Ø volume 250 days (pcs.)	0.828 EUR (154)
YTD High   date	1.430 EUR (2024/02/29)
YTD Low   date	0.670 EUR (2024/04/29)
52 Weeks High   date	1.430 EUR (2024/02/29)
52 Weeks Low   date	0.670 EUR (2024/04/29)

## All listings for ACHILLES THERAPEUTICS PLC SPON. ADR

Exchange	Date	Time	Price	Trading volume (mio.)	Number of trades
Tradegate	2024/07/12	22:02	0.80 EUR	0.00	1
Stuttgart	2024/07/12	20:14	0.74 EUR	0.00	4
Nasdaq	2024/07/12	22:30	0.863 USD	0.07	216
Munich	2024/07/12	08:02	0.76 EUR	0.00	1
Frankfurt	2024/07/12	11:29	0.735 EUR	0.00	2
Duesseldorf	2024/07/12	19:32	0.735 EUR	0.00	7
Berlin	2024/07/12	20:08	0.755 EUR	0.00	13

## Company profile

### Company Logo



### Company Profile

-

### Contact Details

ACHILLES THERAPEUTICS

--

----

Telefon: -

Fax: -

E-mail: -