

AMBEA AB

ISIN:
SE0009663826
 WKN: -

Overview

2022/12/02 08:03:54

Price

4.698 EUR

Difference  0.00% (0.00)

General attributes

ISIN	SE0009663826
Symbol	AMBEA
Exchange	Munich
Currency	EUR
Sector	Chemical / Pharmaceutical / Health
Security type	Stock
Market cap (m)	444 EUR
Benchmark	OMX STOCKHOLM 30 INDEX

Market data

Bid (Bid size)	-
Ask (Ask size)	-
Open	4.698 EUR
High	4.698 EUR
Low	4.698 EUR
Close (prev. day)	4.698 EUR
VWAP	6.14 EUR
Volume (pcs)	0
Trading volume	0.00
Number of trades	1
Last size	0

Futures and Options




Related Futures	-
Related Options	-

5y



Information about previous performance does not guarantee future performance.
 Source: FactSet

Recent research

on sector			
Date		Headline	Download
2022/11/28		Aktienempfehlungen Österreich	
2022/11/28		Global Equity Ratings	
2022/11/28		Aktienempfehlungen Global	
2022/11/25		Equity Weekly	
2022/11/21		Aktienempfehlungen Österreich	

Details

2022/12/02 08:03:54

Price

4.698 EUR

Difference ➔ 0.00% (0.00)

General attributes

ISIN	SE0009663826
Symbol	AMBEA
Exchange	Munich
Currency	EUR
Sector	Chemical / Pharmaceutical / Health
Security type	Stock
Market cap (m)	444 EUR
Benchmark	OMX STOCKHOLM 30 INDEX

Market data

Bid (Bid size)	-
Ask (Ask size)	-
Open	4.698 EUR
High	4.698 EUR
Low	4.698 EUR
Close (prev. day)	4.698 EUR
VWAP	6.14 EUR
Volume (pcs)	0
Trading volume	0.00
Number of trades	1
Last size	0

Performance and Risk

	6m	1y	3y
Perf (%)	+4.49%	-13.40%	-
Perf (abs.)	+0.20	-0.73	-
Beta	0.72	0.83	0.88
Volatility	31.62	31.95	31.04

5y



Information about previous performance does not guarantee future performance.
Source: FactSet

Price data

Ø price 5 days Ø volume 5 days (pcs.)	4.698 EUR (0)
Ø price 30 days Ø volume 30 days (pcs.)	4.247 EUR (0)
Ø price 100 days Ø volume 100 days (pcs.)	4.192 EUR (0)
Ø price 250 days Ø volume 250 days (pcs.)	4.530 EUR (0)
YTD High date	5.975 EUR (2022/01/04)
YTD Low date	3.526 EUR (2022/09/30)
52 Weeks High date	5.975 EUR (2022/01/04)
52 Weeks Low date	3.526 EUR (2022/09/30)

Arbitrage views

Exchange ⊕	Date	Time	Price	Trading volume (mio.)	Number of trades
Nasdaq Stockholm	2022/12/02	17:29	51.00 SEK	9.22	692
Munich	2022/12/02	08:03	4.698 EUR	0.00	1
London Stock Exchange European Trade Reporting	2022/12/02	17:25	51.015 SEK	0.00	1
Frankfurt	2022/12/02	09:25	4.566 EUR	0.00	3
Berlin	2022/	21:34	4.684 EUR	0.00	16

Company profile

Company Logo



Company Profile

-

Contact Details

AMBEA

--

Telefon: -

Fax: -

E-mail: -