

ABG SUNDAL COLLIER HOLDING ASA

ISIN: **NO0003021909** WKN: -

Overview

2024/09/13 08:09:41

Price
0.53 EUR

Difference  0.00% (0.00)

General attributes

ISIN	NO0003021909
Symbol	ABG
Exchange	Munich
Currency	EUR
Sector	Financial
Security type	Stock
Market cap (m)	278 EUR
Benchmark	NORWAY OSLO BORS ALL SHARE(TRG)

Market data

Bid (Bid size)	-
Ask (Ask size)	-
Open	0.53 EUR
High	0.53 EUR
Low	0.53 EUR
Close (prev. day)	0.53 EUR
VWAP	0.50501 EUR
Volume (pcs)	0
Trading volume	0.00
Number of trades	1
Last size	0

Futures and Options










Related Futures	-
Related Options	-

5y



Information about previous performance does not guarantee future performance.
Source: FactSet

Recent research

on sector			
Date		Headline	Download
2024/09/11		Global Equity Ratings	
2024/09/11		Aktienempfehlungen Global	
2024/09/09		Aktienempfehlungen Österreich	
2024/09/06		Equity Weekly	
2024/09/05		Global Equity Ratings	

Details

2024/09/13 08:09:41

Price
0.53 EUR

Difference ➔ 0.00% (0.00)

General attributes

ISIN	NO0003021909
Symbol	ABG
Exchange	Munich
Currency	EUR
Sector	Financial
Security type	Stock
Market cap (m)	278 EUR
Benchmark	NORWAY OSLO BORS ALL SHARE(TRG)

Market data

Bid (Bid size)	-
Ask (Ask size)	-
Open	0.53 EUR
High	0.53 EUR
Low	0.53 EUR
Close (prev. day)	0.53 EUR
VWAP	0.50501 EUR
Volume (pcs)	0
Trading volume	0.00
Number of trades	1
Last size	0

Performance and Risk

	6m	1y	3y
Perf (%)	-2.21%	+19.10%	-41.95%
Perf (abs.)	-0.01	+0.09	-0.38
Beta	-	-	-
Volatility	16.80	17.23	24.54

5y



Information about previous performance does not guarantee future performance.
Source: FactSet

Price data

Ø price 5 days Ø volume 5 days (pcs.)	0.53 EUR (0)
Ø price 30 days Ø volume 30 days (pcs.)	0.54 EUR (0)
Ø price 100 days Ø volume 100 days (pcs.)	0.54 EUR (11)
Ø price 250 days Ø volume 250 days (pcs.)	0.52 EUR (28)
YTD High date	0.60 EUR (2024/01/02)
YTD Low date	0.49 EUR (2024/04/22)
52 Weeks High date	0.60 EUR (2023/12/29)
52 Weeks Low date	0.43 EUR (2023/09/20)

All listings for ABG SUNDAL COLLIER HOLDING ASA

Exchange 📍	Date	Time	Price	Trading volume (mio.)	Number of trades
Stuttgart	2024/09/13	16:37	0.504 EUR	0.00	12
Munich	2024/09/13	08:09	0.53 EUR	0.00	1
London Stock Exchange	2022/08/25	10:51	6.01 NOK	0.10	1
Frankfurt	2024/09/13	21:39	0.525 EUR	0.00	3
First North	2024/07/13	18:00	6.62 NOK	0.02	4

Stockholm	31					
FINRA other OTC Issues	2024/08/12	19:10	0.5865	USD	0.00	1
Berlin	2024/09/13	21:43	0.534	EUR	0.00	19

Company profile

Company Logo

Contact Details

ABG SUNDAL COLLIER

--

Telefon: -

Fax: -

E-mail: -

Company Profile

-