

CTP N.V EUR0.16

ISIN: NL00150006R6 WKN: -

Overview

2024/07/12 15:55:46

Price
422.00 CZKDifference  1.20% (5.00)

General attributes

ISIN	NL00150006R6
Symbol	-
Exchange	Prague Stock Exchange
Currency	CZK
Sector	-
Security type	Stock
Market cap (m)	7,442 EUR
Benchmark	AMSTERDAM EXCHANGES INDEX

Market data

Bid (Bid size)	-
Ask (Ask size)	-
Open	412.00 CZK
High	422.00 CZK
Low	412.00 CZK
Close (prev. day)	417.00 CZK
VWAP	418.372957 CZK
Volume (pcs)	673
Trading volume	281,565.00
Number of trades	6
Last size	55

Futures and Options











Related Futures	-
Related Options	-

5y



Information about previous performance does not guarantee future performance.
Source: FactSet

Recent research

on market			
Date		Headline	Download
2024/07/12		Aktienempfehlungen Global	
2024/07/03		Global Strategy 3Q 2024	
2024/07/03		Global Strategy 3Q 2024	
2024/06/21		Global Equity Ratings	
2024/06/21		Aktienempfehlungen Global	

Details

2024/07/12 15:55:46

Price

422.00 CZK

Difference ▲ 1.20% (5.00)

General attributes

ISIN	NL00150006R6
Symbol	-
Exchange	Prague Stock Exchange
Currency	CZK
Sector	-
Security type	Stock
Market cap (m)	7,442 EUR
Benchmark	AMSTERDAM EXCHANGES INDEX

Market data

Bid (Bid size)	-
Ask (Ask size)	-
Open	412.00 CZK
High	422.00 CZK
Low	412.00 CZK
Close (prev. day)	417.00 CZK
VWAP	418.372957 CZK
Volume (pcs)	673
Trading volume	281,565.00
Number of trades	6
Last size	55

Performance and Risk

	6m	1y	3y
Perf (%)	+11.40%	+45.52%	-3.87%
Perf (abs.)	+43.20	+132.00	-17.00
Beta	0.53	0.73	0.86
Volatility	25.42	26.53	33.72

5y



Information about previous performance does not guarantee future performance.
Source: FactSet

Price data

Ø price 5 days Ø volume 5 days (pcs.)	410.80 CZK (1,511)
Ø price 30 days Ø volume 30 days (pcs.)	405.65 CZK (756)
Ø price 100 days Ø volume 100 days (pcs.)	405.54 CZK (579)
Ø price 250 days Ø volume 250 days (pcs.)	369.53 CZK (558)
YTD High date	430.00 CZK (2024/05/09)
YTD Low date	354.20 CZK (2024/01/05)
52 Weeks High date	430.00 CZK (2024/05/09)
52 Weeks Low date	285.40 CZK (2023/07/14)

Arbitrage views

Exchange ⊕	Date	Time	Price	Trading volume (mio.)	Number of trades
Tradegate	2024/07/12	22:26	16.54 EUR	0.00	10
Stuttgart	2024/07/12	16:28	16.56 EUR	0.00	9
Prague Stock Exchange	2024/07/12	15:55	422.00 CZK	0.28	6
Munich	2024/07/12	08:03	16.38 EUR	0.00	1
Frankfurt	2024/	17:20	16.66 EUR	0.00	8

	07/12					
FINRA other OTC Issues	2024/ 02/13	18:41	14.99 USD	0.01		1
Euronext Milan MTF Trading After Hours	-	-	-	0.00		-
Euronext Amsterdam	2024/ 07/12	17:35	16.60 EUR	1.33		352
Duesseldorf	2024/ 07/12	19:30	16.32 EUR	0.00		6
Berlin	2024/ 07/12	21:50	16.54 EUR	0.00		19

Company profile

Company Logo

Company Profile

Contact Details

CTP N.V

--

Telefon: -

Fax: -

E-mail: -

-