

CTP N.V EUR0.16

ISIN: NL00150006R6 WKN: -

Overview

2024/07/12 19:30:09

Price

16.32 EUR

Difference  1.49% (0.24)

General attributes

ISIN NL00150006R6

Symbol -

Exchange Duesseldorf

Currency EUR

Sector -

Security type Stock

Market cap (m) 7,442 EUR

Benchmark AMSTERDAM EXCHANGES INDEX

Market data

Bid (Bid size) -

Ask (Ask size) -

Open 16.36 EUR

High 16.66 EUR

Low 16.32 EUR

Close (prev. day) 16.08 EUR

VWAP -

Volume (pcs) 0

Trading volume 0.00

Number of trades 6

Last size 0

Futures and Options

Related Futures -

Related Options -

5y













Information about previous performance does not guarantee future performance.

Source: FactSet

Recent research

on market

Date	Headline	Download
2024/07/12	 Aktienempfehlungen Global	
2024/07/03	 Global Strategy 3Q 2024	
2024/07/03	 Global Strategy 3Q 2024	
2024/06/21	 Global Equity Ratings	
2024/06/21	 Aktienempfehlungen Global	

Details

2024/07/12 19:30:09

Price

16.32 EUR

Difference ▲ 1.49% (0.24)

General attributes

ISIN NL00150006R6

Symbol -

Exchange Duesseldorf

Currency EUR

Sector -

Security type Stock

Market cap (m) 7,442 EUR

Benchmark AMSTERDAM EXCHANGES INDEX

Market data

Bid (Bid size) -

Ask (Ask size) -

Open 16.36 EUR

High 16.66 EUR

Low 16.32 EUR

Close (prev. day) 16.08 EUR

VWAP -

Volume (pcs) 0

Trading volume 0.00

Number of trades 6

Last size 0

Performance and Risk

	6m	1y	3y
Perf (%)	+9.53%	+35.55%	-2.86%
Perf (abs.)	+1.42	+4.28	-0.48
Beta	0.53	0.73	0.86
Volatility	20.48	23.01	29.92

5y



Information about previous performance does not guarantee future performance.
Source: FactSet

Price data

Ø price 5 days | Ø volume 5 days (pcs.) 15.98 EUR (0)

Ø price 30 days | Ø volume 30 days (pcs.) 15.94 EUR (0)

Ø price 100 days | Ø volume 100 days (pcs.) 15.86 EUR (0)

Ø price 250 days | Ø volume 250 days (pcs.) 14.61 EUR (1)

YTD High | date 17.02 EUR (2024/06/05)

YTD Low | date 14.40 EUR (2024/01/05)

52 Weeks High | date 17.02 EUR (2024/06/05)

52 Weeks Low | date 11.66 EUR (2023/08/21)

Arbitrage views

Exchange ⊕	Date	Time	Price	Trading volume (mio.)	Number of trades
Tradegate	2024/07/12	22:26	16.54 EUR	0.00	10
Stuttgart	2024/07/12	16:28	16.56 EUR	0.00	9
Prague Stock Exchange	2024/07/12	15:55	422.00 CZK	0.28	6
Munich	2024/07/12	08:03	16.38 EUR	0.00	1
Frankfurt	2024/	17:20	16.66 EUR	0.00	8

	07/12					
FINRA other OTC Issues	2024/ 02/13	18:41	14.99 USD	0.01		1
Euronext Milan MTF Trading After Hours	-	-	-	0.00		-
Euronext Amsterdam	2024/ 07/12	17:35	16.60 EUR	1.33		352
Duesseldorf	2024/ 07/12	19:30	16.32 EUR	0.00		6
Berlin	2024/ 07/12	21:50	16.54 EUR	0.00		19

Company profile

Company Logo

Contact Details

CTP N.V

--

Telefon: -

Fax: -

E-mail: -

Company Profile

-