

BIOARCTIC AB SER. B

ISIN: SE0010323311 WKN: -

Overview

2024/04/26 08:11:40

Price
16.68 EURDifference  0.91% (0.15)

General attributes

ISIN	SE0010323311
Symbol	BIOA B
Exchange	Munich
Currency	EUR
Sector	Chemical / Pharmaceutical / Health
Security type	Stock
Market cap (m)	1,246 EUR
Benchmark	OMX STOCKHOLM 30 INDEX

Market data

Bid (Bid size)	16.82 EUR (250)
Ask (Ask size)	16.96 EUR (250)
Open	16.68 EUR
High	16.68 EUR
Low	16.68 EUR
Close (prev. day)	16.53 EUR
VWAP	19.13 EUR
Volume (pcs)	0
Trading volume	0.00
Number of trades	1
Last size	0







Futures and Options

Related Futures	-
Related Options	-



Information about previous performance does not guarantee future performance.
Source: FactSet

Recent research

on sector			
Date		Headline	Download
2024/04/26		Global Equity Ratings	
2024/04/26		Aktienempfehlungen Global	
2024/04/15		Aktienempfehlungen Österreich	
2024/04/03		Global Equity Ratings	
2024/04/03		Aktienempfehlungen Global	

Details

2024/04/26 08:11:40

Price

16.68 EUR

Difference ▲ 0.91% (0.15)

General attributes

ISIN	SE0010323311
Symbol	BIOA B
Exchange	Munich
Currency	EUR
Sector	Chemical / Pharmaceutical / Health
Security type	Stock
Market cap (m)	1,246 EUR
Benchmark	OMX STOCKHOLM 30 INDEX

Market data

Bid (Bid size)	16.82 EUR (250)
Ask (Ask size)	16.96 EUR (250)
Open	16.68 EUR
High	16.68 EUR
Low	16.68 EUR
Close (prev. day)	16.53 EUR
VWAP	19.13 EUR
Volume (pcs)	0
Trading volume	0.00
Number of trades	1
Last size	0

Performance and Risk

	6m	1y	3y
Perf (%)	-20.38%	-20.91%	+80.07%
Perf (abs.)	-4.23	-4.37	+7.35
Beta	1.18	0.84	0.70
Volatility	46.22	46.25	86.83



Information about previous performance does not guarantee future performance.
Source: FactSet

Price data

Ø price 5 days Ø volume 5 days (pcs.)	16.44 EUR (0)
Ø price 30 days Ø volume 30 days (pcs.)	18.36 EUR (0)
Ø price 100 days Ø volume 100 days (pcs.)	20.32 EUR (1)
Ø price 250 days Ø volume 250 days (pcs.)	22.99 EUR (5)
YTD High date	24.62 EUR (2024/01/10)
YTD Low date	16.02 EUR (2024/04/23)
52 Weeks High date	32.58 EUR (2023/06/13)
52 Weeks Low date	16.02 EUR (2024/04/23)

Arbitrage views

Exchange ⊕	Date	Time	Price	Trading volume (mio.)	Number of trades
Tradegate	2024/04/25	22:26	16.62 EUR	0.03	3
Stuttgart	2024/04/26	11:10	16.62 EUR	0.00	3
Nasdaq Stockholm	2024/04/26	17:29	197.50 SEK	23.83	1,251
Munich	2024/04/26	08:11	16.68 EUR	0.00	1
London Stock Exchange	2024/	17:25	197.00 SEK	0.00	2

European Trade Reporting	04/26				
Frankfurt	2024/ 04/26	09:15	16.65 EUR	0.00	2
FINRA other OTC Issues	2024/ 04/24	21:59	17.75 USD	0.01	2
Duesseldorf	2024/ 04/26	16:31	16.69 EUR	0.00	4
Berlin	2024/ 04/26	18:46	16.88 EUR	0.00	14

Company profile

Company Logo



Company Profile

-

Contact Details

BIOARCTIC

--

Telefon: -

Fax: -

E-mail: -