

DOMETIC GROUP AB

ISIN: SE0007691613 WKN: -

Overview

2024/10/18 08:05:58

Price
5.25 EURDifference  0.38% (0.02)

General attributes

ISIN	SE0007691613
Symbol	DOM
Exchange	Munich
Currency	EUR
Sector	Media / Entertainment / Recreation
Security type	Stock
Market cap (m)	1,697 EUR
Benchmark	OMX STOCKHOLM 30 INDEX

Market data

Bid (Bid size)	-
Ask (Ask size)	-
Open	5.25 EUR
High	5.25 EUR
Low	5.25 EUR
Close (prev. day)	5.23 EUR
VWAP	7.17 EUR
Volume (pcs)	0
Trading volume	0.00
Number of trades	2
Last size	0

Futures and Options










Related Futures	30
Related Options	-

5y



Information about previous performance does not guarantee future performance.
Source: FactSet

Recent research

on sector			
Date		Headline	Download
2024/10/14		Aktienempfehlungen Österreich	
2024/09/27		Global Equity Ratings	
2024/09/27		Aktienempfehlungen Global	
2024/09/23		Aktienempfehlungen Österreich	
2024/09/11		Global Equity Ratings	

Details

2024/10/18 08:05:58

Price

5.25 EUR

Difference ▲ 0.38% (0.02)

General attributes

ISIN	SE0007691613
Symbol	DOM
Exchange	Munich
Currency	EUR
Sector	Media / Entertainment / Recreation
Security type	Stock
Market cap (m)	1,697 EUR
Benchmark	OMX STOCKHOLM 30 INDEX

Market data

Bid (Bid size)	-
Ask (Ask size)	-
Open	5.25 EUR
High	5.25 EUR
Low	5.25 EUR
Close (prev. day)	5.23 EUR
VWAP	7.17 EUR
Volume (pcs)	0
Trading volume	0.00
Number of trades	2
Last size	0

Performance and Risk

	6m	1y	3y
Perf (%)	-27.79%	-6.75%	-60.88%
Perf (abs.)	-2.02	-0.38	-8.17
Beta	0.87	1.06	1.42
Volatility	32.65	31.17	37.69

5y



Information about previous performance does not guarantee future performance.
Source: FactSet

Price data

Ø price 5 days Ø volume 5 days (pcs.)	5.20 EUR (0)
Ø price 30 days Ø volume 30 days (pcs.)	5.28 EUR (0)
Ø price 100 days Ø volume 100 days (pcs.)	5.88 EUR (0)
Ø price 250 days Ø volume 250 days (pcs.)	6.62 EUR (7)
YTD High date	8.15 EUR (2024/01/02)
YTD Low date	5.00 EUR (2024/09/18)
52 Weeks High date	8.15 EUR (2023/12/28)
52 Weeks Low date	5.00 EUR (2024/09/18)

Arbitrage views

Exchange ⊕	Date	Time	Price	Trading volume (mio.)	Number of trades
Tradegate	2024/10/18	22:26	5.305 EUR	0.01	6
Stuttgart	2024/10/18	08:07	5.245 EUR	0.00	3
Nasdaq Stockholm	2024/10/18	18:00	60.65 SEK	28.87	1,049
Munich	2024/10/18	08:05	5.25 EUR	0.00	2
London Stock Exchange	2024/	17:25	61.075 SEK	0.00	2

European Trade Reporting	10/18					
Frankfurt	2024/ 10/18	15:25	5.39 EUR	0.00	1	
FINRA other OTC Issues	2024/ 06/12	15:30	6.90 USD	0.00	2	
Duesseldorf	2024/ 10/18	19:32	5.26 EUR	0.00	7	
Berlin	2024/ 10/18	19:35	5.305 EUR	0.00	16	

Company profile

Company Logo



Company Profile

-

Contact Details

DOMETIC GROUP

--

Telefon: -

Fax: -

E-mail: -