

## ACV AUCTIONS INC COM USD0.001 CL A

ISIN: **US00091G1040** WKN: **00091G104**

## Overview

2024/09/13 22:00:00

Price

19.87 USD

Difference  -0.35% (-0.07)

## General attributes

ISIN	US00091G1040
Symbol	ACVA
Exchange	Nasdaq
Currency	USD
Sector	-
Security type	Stock
Market cap (m)	2,730 EUR
Benchmark	S&P 500

## Market data

Bid (Bid size)	19.50 USD (200)
Ask (Ask size)	19.87 USD (1,200)
Open	20.00 USD
High	20.79 USD
Low	19.78 USD
Close (prev. day)	19.94 USD
VWAP	20.208671 USD
Volume (pcs)	2,044,961
Trading volume	41,320,593.16
Number of trades	23,326
Last size	-

## Futures and Options

Related Futures	-
Related Options	-

5y








Information about previous performance does not guarantee future performance.

Source: FactSet

## Recent research

on market

Date	Headline	Download
2024/09/11	 Global Equity Ratings	
2024/09/11	 Aktienempfehlungen Global	
2024/09/09	 Marktkommentar	
2024/09/05	 Global Equity Ratings	
2024/09/05	 Aktienempfehlungen Global	

## Details

2024/09/13 22:00:00

### Price

19.87 USD

**Difference** ▼ -0.35% (-0.07)

### General attributes

ISIN	US00091G1040
Symbol	ACVA
Exchange	Nasdaq
Currency	USD
Sector	-
Security type	Stock
Market cap (m)	2,730 EUR
Benchmark	S&P 500

### Market data

Bid (Bid size)	19.50 USD (200)
Ask (Ask size)	19.87 USD (1,200)
Open	20.00 USD
High	20.79 USD
Low	19.78 USD
Close (prev. day)	19.94 USD
VWAP	20.208671 USD
Volume (pcs)	2,044,961
Trading volume	41,320,593.16
Number of trades	23,326
Last size	-

### Performance and Risk

	6m	1y	3y
Perf (%)	+12.90%	+28.19%	+3.11%
Perf (abs.)	+2.27	+4.37	+0.60
Beta	-	-	-
Volatility	48.04	49.65	59.82

5y



Information about previous performance does not guarantee future performance.

Source: FactSet

### Price data

Ø price 5 days   Ø volume 5 days (pcs.)	19.62 USD (2,392,096)
Ø price 30 days   Ø volume 30 days (pcs.)	18.20 USD (1,665,935)
Ø price 100 days   Ø volume 100 days (pcs.)	18.00 USD (1,247,115)
Ø price 250 days   Ø volume 250 days (pcs.)	16.46 USD (1,137,452)
YTD High   date	20.79 USD (2024/09/13)
YTD Low   date	12.84 USD (2024/02/02)
52 Weeks High   date	20.79 USD (2024/09/13)
52 Weeks Low   date	12.84 USD (2024/02/02)

### All listings for ACV AUCTIONS INC COM USD0.001 CL A

Exchange	Date	Time	Price	Trading volume (mio.)	Number of trades
Nasdaq	2024/09/13	22:00	19.87 USD	41.32	23,326

## Company profile

### Company Logo

#### Contact Details

ACV AUCTIONS INC.

--

----

Telefon: -

Fax: -

E-mail: -

### Company Profile

-