

## HELLENIQ ENERGY HOLDINGS SA

ISIN: **GRS298343005** WKN: -

## Overview

2024/08/05 20:41:17

Price  
7.4637 USDDifference  -4.92% (-0.39)

## General attributes

ISIN	GRS298343005
Symbol	ELPE
Exchange	FINRA other OTC Issues
Currency	USD
Sector	Utilities
Security type	Stock
Market cap (m)	2,158 EUR
Benchmark	GREECE

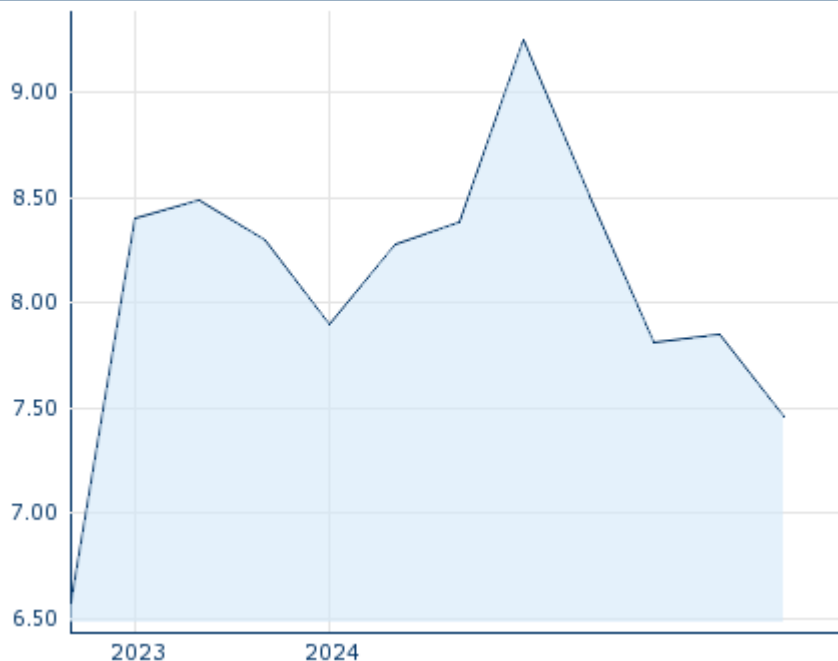
## Market data

Bid (Bid size)	-
Ask (Ask size)	-
Open	7.4837 USD
High	7.4837 USD
Low	7.4637 USD
Close (prev. day)	7.85 USD
VWAP	7.4737 USD
Volume (pcs)	275
Trading volume	2,056.02
Number of trades	3
Last size	100

## Futures and Options


Related Futures	-
Related Options	-

5y



Information about previous performance does not guarantee future performance.  
Source: FactSet

## Recent research

on sector		on market	
Date		Headline	Download
2024/07/29		Aktienempfehlungen Österreich	
2024/07/26		Equity Weekly	
2024/07/24		Global Equity Ratings	
2024/07/24		Aktienempfehlungen Global	
2024/07/15		Aktienempfehlungen Global	

## Details

2024/08/05 20:41:17

Price  
7.4637 USD

Difference ▼ -4.92% (-0.39)

## General attributes

ISIN	GRS298343005
Symbol	ELPE
Exchange	FINRA other OTC Issues
Currency	USD
Sector	Utilities
Security type	Stock
Market cap (m)	2,158 EUR
Benchmark	GREECE

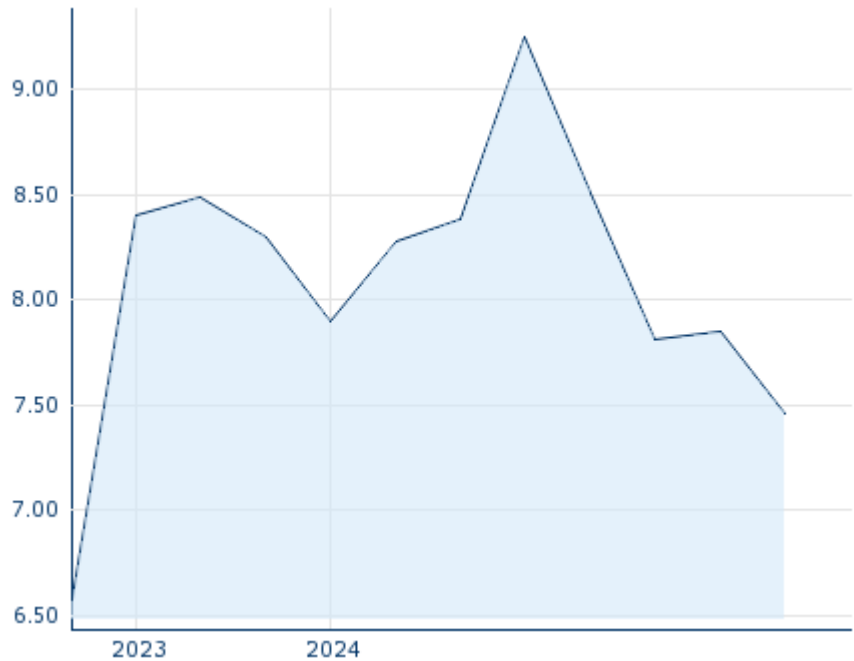
## Market data

Bid (Bid size)	-
Ask (Ask size)	-
Open	7.4837 USD
High	7.4837 USD
Low	7.4637 USD
Close (prev. day)	7.85 USD
VWAP	7.4737 USD
Volume (pcs)	275
Trading volume	2,056.02
Number of trades	3
Last size	100

## Performance and Risk

	6m	1y	3y
Perf (%)	-	-12.09%	+13.53%
Perf (abs.)	-	-1.03	+0.89
Beta	0.85	0.83	0.82
Volatility	46.31	32.04	-

5y



Information about previous performance does not guarantee future performance.  
Source: FactSet

## Price data

Ø price 5 days   Ø volume 5 days (pcs.)	7.7079 USD (178)
Ø price 30 days   Ø volume 30 days (pcs.)	7.9084 USD (38)
Ø price 100 days   Ø volume 100 days (pcs.)	8.2106 USD (51)
Ø price 250 days   Ø volume 250 days (pcs.)	8.1937 USD (28)
YTD High   date	9.2500 USD (2024/05/20)
YTD Low   date	7.4637 USD (2024/08/05)
52 Weeks High   date	9.2500 USD (2024/05/20)
52 Weeks Low   date	7.4637 USD (2024/08/05)

## All listings for HELLENIQ ENERGY HOLDINGS SA

Exchange <span>📍</span>	Date	Time	Price	Trading volume (mio.)	Number of trades
Tradegate	2024/08/08	22:26	7.05 EUR	0.00	2
Stuttgart	2024/08/09	15:32	6.93 EUR	0.00	7
Munich	2024/08/09	08:11	7.09 EUR	0.00	1
London Stock Exchange	2020/11/20	13:57	5.19 EUR	0.26	1
Frankfurt	2024/08/08	08:22	6.935 EUR	0.00	1

	09					
FINRA other OTC Issues	2024/08/05	20:41	7.4637 USD	0.00		3
Duesseldorf	2024/08/09	08:11	6.955 EUR	0.00		1
Berlin	2024/08/09	19:58	7.04 EUR	0.00		9
Athens Stock Exchange	2024/08/09	16:17	7.06 EUR	0.67		511

## Company profile

### Company Logo



### Company Profile

-

### Contact Details

HELLENIQ ENERGY

--

----

Telefon: -

Fax: -

E-mail: -