

FINCH THERAPEUTICS GROUP INC COM USD0.001 (POST REV SPLI)

ISIN: **US31773D2009** WKN: **31773D200**

Overview

2024/09/13 20:44:07

Price

11.30 USD

Difference  -3.09% (-0.36)

General attributes

ISIN	US31773D2009
Symbol	FNCH
Exchange	FINRA other OTC Issues
Currency	USD
Sector	-
Security type	Stock
Market cap (m)	16 EUR
Benchmark	S&P 500

Market data

Bid (Bid size)	-
Ask (Ask size)	-
Open	11.82 USD
High	11.82 USD
Low	11.30 USD
Close (prev. day)	11.66 USD
VWAP	11.637273 USD
Volume (pcs)	1,260
Trading volume	14,685.99
Number of trades	9
Last size	200

Futures and Options

Related Futures	-
Related Options	-









5y

Information about previous performance does not guarantee future performance.

Source: FactSet

Recent research

on market

Date		Headline	Download
2024/09/11		Global Equity Ratings	
2024/09/11		Aktienempfehlungen Global	
2024/09/09		Marktkommentar	
2024/09/05		Global Equity Ratings	
2024/09/05		Aktienempfehlungen Global	

Details

2024/09/13 20:44:07

Price

11.30 USD

Difference ▼ -3.09% (-0.36)

General attributes

ISIN	US31773D2009
Symbol	FNCH
Exchange	FINRA other OTC Issues
Currency	USD
Sector	-
Security type	Stock
Market cap (m)	16 EUR
Benchmark	S&P 500

Market data

Bid (Bid size)	-
Ask (Ask size)	-
Open	11.82 USD
High	11.82 USD
Low	11.30 USD
Close (prev. day)	11.66 USD
VWAP	11.637273 USD
Volume (pcs)	1,260
Trading volume	14,685.99
Number of trades	9
Last size	200

Performance and Risk

	6m	1y	3y
Perf (%)	+341.41%	+88.33%	-97.20%
Perf (abs.)	+8.74	+5.30	-392.50
Beta	-	-	-
Volatility	203.97	161.10	120.40

5y



Information about previous performance does not guarantee future performance.
Source: FactSet

Price data

Ø price 5 days Ø volume 5 days (pcs.)	11.86 USD (1,068)
Ø price 30 days Ø volume 30 days (pcs.)	10.16 USD (20,621)
Ø price 100 days Ø volume 100 days (pcs.)	4.27 USD (35,571)
Ø price 250 days Ø volume 250 days (pcs.)	3.76 USD (28,731)
YTD High date	14.26 USD (2024/08/29)
YTD Low date	0.82 USD (2024/05/31)
52 Weeks High date	14.26 USD (2024/08/29)
52 Weeks Low date	0.82 USD (2024/05/31)

All listings for FINCH THERAPEUTICS GROUP INC COM USD0.001 (POST REV SPLI)

Exchange	Date	Time	Price	Trading volume (mio.)	Number of trades
FINRA other OTC Issues	2024/09/13	20:44	11.30 USD	0.01	9

Company profile

Company Logo

Company Profile

Contact Details

FINCH THERAPEUTICS GROUP INC

--

Telefon: -

Fax: -

E-mail: -