

SCANDIC HOTELS GROUP AB

ISIN: SE0007640156 WKN: -

Overview

2024/04/26 11:10:56

Price

4.942 EUR

Difference  -0.76% (-0.04)

General attributes

ISIN	SE0007640156
Symbol	SHOT
Exchange	Stuttgart
Currency	EUR
Sector	Media / Entertainment / Recreation
Security type	Stock
Market cap (m)	969 EUR
Benchmark	OMX STOCKHOLM 30 INDEX

Market data

Bid (Bid size)	- (0)
Ask (Ask size)	- (0)
Open	4.928 EUR
High	4.942 EUR
Low	4.924 EUR
Close (prev. day)	4.98 EUR
VWAP	-
Volume (pcs)	0
Trading volume	0.00
Number of trades	5
Last size	0

Futures and Options

Related Futures	-
Related Options	-





5y



Information about previous performance does not guarantee future performance.

Source: FactSet

Recent research

on sector			
Date		Headline	Download
2024/04/26		Global Equity Ratings	
2024/04/26		Aktienempfehlungen Global	
2024/04/15		Aktienempfehlungen Österreich	
2024/04/03		Global Equity Ratings	
2024/04/03		Aktienempfehlungen Global	

Details

2024/04/26 11:10:56

Price

4.942 EUR

Difference ▼ -0.76% (-0.04)

General attributes

ISIN	SE0007640156
Symbol	SHOT
Exchange	Stuttgart
Currency	EUR
Sector	Media / Entertainment / Recreation
Security type	Stock
Market cap (m)	969 EUR
Benchmark	OMX STOCKHOLM 30 INDEX

Market data

Bid (Bid size)	- (0)
Ask (Ask size)	- (0)
Open	4.928 EUR
High	4.942 EUR
Low	4.924 EUR
Close (prev. day)	4.98 EUR
VWAP	-
Volume (pcs)	0
Trading volume	0.00
Number of trades	5
Last size	0

Performance and Risk

	6m	1y	3y
Perf (%)	+64.84%	+59.32%	+32.00%
Perf (abs.)	+1.94	+1.84	+1.20
Beta	0.76	0.73	0.92
Volatility	31.25	31.85	41.08

5y



Information about previous performance does not guarantee future performance.
Source: FactSet

Price data

Ø price 5 days Ø volume 5 days (pcs.)	4.928 EUR (100)
Ø price 30 days Ø volume 30 days (pcs.)	5.044 EUR (92)
Ø price 100 days Ø volume 100 days (pcs.)	4.508 EUR (30)
Ø price 250 days Ø volume 250 days (pcs.)	3.803 EUR (35)
YTD High date	5.380 EUR (2024/04/02)
YTD Low date	3.897 EUR (2024/01/17)
52 Weeks High date	5.380 EUR (2024/04/02)
52 Weeks Low date	2.860 EUR (2023/10/26)

Arbitrage views

Exchange	Date	Time	Price	Trading volume (mio.)	Number of trades
Tradegate	2024/04/26	22:02	5.065 EUR	0.00	1
Stuttgart	2024/04/26	11:10	4.942 EUR	0.00	5
Nasdaq Stockholm	2024/04/26	17:29	59.25 SEK	26.47	1,122
Munich	2024/04/26	08:11	4.978 EUR	0.00	2
London Stock Exchange	2024/	17:25	59.025 SEK	0.00	2

European Trade Reporting	04/26					
Frankfurt	2024/ 04/26	08:00	4.884 EUR	0.00		2
Duesseldorf	2024/ 04/26	19:32	5.02 EUR	0.00		7
Berlin	2024/ 04/26	08:12	4.978 EUR	0.00		2

Company profile

Company Logo

The Scandic logo consists of the word "Scandic" in a bold, red, sans-serif font.

Company Profile

-

Contact Details

SCANDIC HOTELS GROUP

--

Sveavagen 167 102 33 Stockholm

Telefon: +46 8 517 350 00

Fax: -

E-mail: info@scandichotels.com