

EMPIRE CO. LTD.

ISIN: CA2918434077 WKN: 291843407

Overview

2024/05/17 22:00:00

Price

33.61 CAD

Difference  -0.47% (-0.16)

General attributes

ISIN	CA2918434077
Symbol	EMP.A
Exchange	Toronto Stock Exchange
Currency	CAD
Sector	Commerce
Security type	Stock
Market cap (m)	3,525 EUR
Benchmark	S&P/TSX 60 INDEX

Market data

Bid (Bid size)	33.48 CAD (100)
Ask (Ask size)	33.71 CAD (100)
Open	33.75 CAD
High	33.76 CAD
Low	33.38 CAD
Close (prev. day)	33.77 CAD
VWAP	33.5528 CAD
Volume (pcs)	242,388
Trading volume	8,132,796.01
Number of trades	1,149
Last size	100

Futures and Options











Related Futures	-
Related Options	-

5y



Information about previous performance does not guarantee future performance.
Source: FactSet

Recent research

on sector			
Date		Headline	Download
2024/04/26		Global Equity Ratings	
2024/04/26		Aktienempfehlungen Global	
2024/04/03		Global Equity Ratings	
2024/04/03		Aktienempfehlungen Global	
2024/03/13		Global Equity Ratings	

Details

2024/05/17 22:00:00

Price

33.61 CAD

Difference ▼ -0.47% (-0.16)

General attributes

ISIN	CA2918434077
Symbol	EMP.A
Exchange	Toronto Stock Exchange
Currency	CAD
Sector	Commerce
Security type	Stock
Market cap (m)	3,525 EUR
Benchmark	S&P/TSX 60 INDEX

Market data

Bid (Bid size)	33.48 CAD (100)
Ask (Ask size)	33.71 CAD (100)
Open	33.75 CAD
High	33.76 CAD
Low	33.38 CAD
Close (prev. day)	33.77 CAD
VWAP	33.5528 CAD
Volume (pcs)	242,388
Trading volume	8,132,796.01
Number of trades	1,149
Last size	100

Performance and Risk

	6m	1y	3y
Perf (%)	-12.95%	-4.16%	-16.39%
Perf (abs.)	-5.00	-1.46	-6.59
Beta	0.33	0.41	0.35
Volatility	22.60	20.84	20.43

5y



Information about previous performance does not guarantee future performance.
Source: FactSet

Price data

Ø price 5 days Ø volume 5 days (pcs.)	33.50 CAD (278,781)
Ø price 30 days Ø volume 30 days (pcs.)	32.39 CAD (313,714)
Ø price 100 days Ø volume 100 days (pcs.)	33.72 CAD (386,527)
Ø price 250 days Ø volume 250 days (pcs.)	35.38 CAD (396,707)
YTD High date	36.10 CAD (2024/01/23)
YTD Low date	31.45 CAD (2024/04/05)
52 Weeks High date	40.69 CAD (2023/11/10)
52 Weeks Low date	31.45 CAD (2024/04/05)

All listings for EMPIRE CO. LTD.

Exchange	Date	Time	Price	Trading volume (mio.)	Number of trades
Toronto Stock Exchange	2024/05/17	22:00	33.61 CAD	8.13	1,149
Stuttgart	2024/05/17	21:59	22.60 EUR	0.00	11
Frankfurt	2024/05/17	08:01	22.60 EUR	0.00	2
FINRA other OTC Issues	2024/05/16	21:53	24.84 USD	0.09	4
Duesseldorf	2024/05/17	19:31	22.20 EUR	0.00	6

Company profile

Company Logo

EMPIRE
COMPANY LIMITED

Contact Details

EMPIRE CO. LTD.

--

King Street 115 B0K 1S0 Stellarton, NS

Telefon: +1 902 755 4440

Fax: +1 902 755 6477

E-mail: investor.relations@empireco.ca

Company Profile

-

Members of Management Board

Michael Medline	Chairman of Managing Board
Doug Nathanson	Member of Executive Committee
James M. Dickson	Member of Executive Committee
Matt Reindel	Member of Executive Committee
Michael Vels	Member of Executive Committee
Mohit Grover	Member of Executive Committee
Pierre St-Laurent	Member of Executive Committee
Sandra Sanderson	Member of Executive Committee
Sarah Joyce	Member of Executive Committee
Simon Gagné	Member of Executive Committee
Vivek Sood	Member of Executive Committee

Board of directors

James Dickson	Chairman of Supervisory Board
Cynthia Devine	Member of Supervisory Board
Frank Sobey	Member of Supervisory Board
Gregory Josefowicz	Member of Supervisory Board
John Sobey	Member of Supervisory Board
Karl Sobey	Member of Supervisory Board
Martine Reardon	Member of Supervisory Board
Martine Turcotte	Member of Supervisory Board
Michelle Banik	Member of Supervisory Board
Paul Sobey	Member of Supervisory Board
Robert Sobey	Member of Supervisory Board
Sharon Driscoll	Member of Supervisory Board
Susan Lee	Member of Supervisory Board
William Linton	Member of Supervisory Board