

CHEMOMETEC A/S

ISIN: **DK0060055861** WKN: -

Overview

2024/08/09 08:11:15

Price

51.25 EUR

Difference  0.00% (0.00)

General attributes

ISIN DK0060055861

Symbol CHEMM

Exchange Munich

Currency EUR

Sector Chemical / Pharmaceutical / Health

Security type Stock

Market cap (m) 885 EUR

Benchmark OMX COPENHAGEN 20

Market data

Bid (Bid size) -

Ask (Ask size) -

Open 51.25 EUR

High 51.25 EUR

Low 51.25 EUR

Close (prev. day) 51.25 EUR

VWAP 61.05 EUR

Volume (pcs) 0

Trading volume 0.00

Number of trades 1

Last size 0

Futures and Options

Related Futures -

Related Options -

5y







Information about previous performance does not guarantee future performance.

Source: FactSet

Recent research

on sector

Date	Headline	Download
2024/08/09	 Equity Weekly	
2024/07/29	 Aktienempfehlungen Österreich	
2024/07/24	 Global Equity Ratings	
2024/07/24	 Aktienempfehlungen Global	
2024/07/15	 Aktienempfehlungen Global	

Details

2024/08/09 08:11:15

Price

51.25 EUR

Difference ➔ 0.00% (0.00)

General attributes

ISIN	DK0060055861
Symbol	CHEMM
Exchange	Munich
Currency	EUR
Sector	Chemical / Pharmaceutical / Health
Security type	Stock
Market cap (m)	885 EUR
Benchmark	OMX COPENHAGEN 20

Market data

Bid (Bid size)	-
Ask (Ask size)	-
Open	51.25 EUR
High	51.25 EUR
Low	51.25 EUR
Close (prev. day)	51.25 EUR
VWAP	61.05 EUR
Volume (pcs)	0
Trading volume	0.00
Number of trades	1
Last size	0

Performance and Risk

	6m	1y	3y
Perf (%)	-20.23%	-7.66%	-58.80%
Perf (abs.)	-13.00	-4.25	-73.15
Beta	0.56	0.54	0.95
Volatility	60.83	60.96	55.11

5y



Information about previous performance does not guarantee future performance.
Source: FactSet

Price data

Ø price 5 days Ø volume 5 days (pcs.)	49.51 EUR (0)
Ø price 30 days Ø volume 30 days (pcs.)	49.33 EUR (0)
Ø price 100 days Ø volume 100 days (pcs.)	46.70 EUR (0)
Ø price 250 days Ø volume 250 days (pcs.)	49.47 EUR (0)
YTD High date	73.50 EUR (2024/03/11)
YTD Low date	38.20 EUR (2024/04/25)
52 Weeks High date	73.50 EUR (2024/03/11)
52 Weeks Low date	34.48 EUR (2023/10/26)

All listings for CHEMOMETEC A/S

Exchange ⬆	Date	Time	Price	Trading volume (mio.)	Number of trades
Tradegate	2024/08/09	22:26	51.10 EUR	0.00	1
Stuttgart	2024/08/09	15:31	50.65 EUR	0.00	5
Nasdaq Copenhagen	2024/08/09	17:20	379.80 DKK	5.83	459
Munich	2024/08/09	08:11	51.25 EUR	0.00	1
London Stock Exchange	2024/	16:55	383.70 DKK	0.00	2

European Trade Reporting	08/09				
Frankfurt	2024/ 08/09	08:03	50.50 EUR	0.00	2
Duesseldorf	2024/ 08/09	19:31	50.65 EUR	0.00	6
Berlin	2024/ 08/09	21:43	51.05 EUR	0.00	19

Company profile

Company Logo



Company Profile

-

Contact Details

CHEMOMETEC

--

Gydevang 43 3450 Allerød

Telefon: +45 48 13 10 20

Fax: +45 48 13 10 21

E-mail: contact@chemometec.com