

## KINNEVIK AB 'A'

ISIN: SE0022060513

WKN: 4486383

## Overview

2024/09/13 21:43:09

Price  
6.68 EURDifference  4.05% (0.26)

## General attributes

ISIN	SE0022060513
Symbol	KINV A
Exchange	Berlin
Currency	EUR
Sector	Financial
Security type	Stock
Market cap (m)	1,612 EUR
Benchmark	OMX STOCKHOLM 30 INDEX

## Market data

Bid (Bid size)	6.38 EUR (1,400)
Ask (Ask size)	7.00 EUR (1,300)
Open	6.43 EUR
High	6.72 EUR
Low	6.43 EUR
Close (prev. day)	6.42 EUR
VWAP	-
Volume (pcs)	0
Trading volume	0.00
Number of trades	19
Last size	0

## Futures and Options





Related Futures	-
Related Options	-

5y



Information about previous performance does not guarantee future performance.  
Source: FactSet

## Recent research

on sector			
Date		Headline	Download
2024/09/11		Global Equity Ratings	
2024/09/11		Aktienempfehlungen Global	
2024/09/09		Aktienempfehlungen Österreich	
2024/09/06		Equity Weekly	
2024/09/05		Global Equity Ratings	

## Details

2024/09/13 21:43:09

## Price

6.68 EUR

Difference ▲ 4.05% (0.26)

## General attributes

ISIN	SE0022060513
Symbol	KINV A
Exchange	Berlin
Currency	EUR
Sector	Financial
Security type	Stock
Market cap (m)	1,612 EUR
Benchmark	OMX STOCKHOLM 30 INDEX

## Market data

Bid (Bid size)	6.38 EUR (1,400)
Ask (Ask size)	7.00 EUR (1,300)
Open	6.43 EUR
High	6.72 EUR
Low	6.43 EUR
Close (prev. day)	6.42 EUR
VWAP	-
Volume (pcs)	0
Trading volume	0.00
Number of trades	19
Last size	0

## Performance and Risk

	6m	1y	3y
Perf (%)	-32.11%	-33.86%	-80.94%
Perf (abs.)	-3.16	-3.42	-28.36
Beta	-	-	-
Volatility	40.92	39.56	44.66

5y



Information about previous performance does not guarantee future performance.  
Source: FactSet

## Price data

Ø price 5 days   Ø volume 5 days (pcs.)	6.47 EUR (0)
Ø price 30 days   Ø volume 30 days (pcs.)	6.98 EUR (0)
Ø price 100 days   Ø volume 100 days (pcs.)	8.52 EUR (3)
Ø price 250 days   Ø volume 250 days (pcs.)	9.06 EUR (1)
YTD High   date	11.16 EUR (2024/05/23)
YTD Low   date	6.31 EUR (2024/09/11)
52 Weeks High   date	11.16 EUR (2024/05/23)
52 Weeks Low   date	6.31 EUR (2024/09/11)

## All listings for KINNEVIK AB 'A'

Exchange	Date	Time	Price	Trading volume (mio.)	Number of trades
Nasdaq Stockholm	2024/09/13	18:00	75.80 SEK	2.17	279
London Stock Exchange European Trade Reporting	2024/06/06	17:25	440.00 SEK	0.00	1
Frankfurt	2024/09/13	12:04	6.49 EUR	0.00	3
Duesseldorf	2024/09/13	19:31	6.62 EUR	0.00	7
Berlin	2024/	21:43	6.68 EUR	0.00	19



## Company profile

### Company Logo



K I N N E V I K

### Contact Details

KINNEVIK AB

--

----

Telefon: -

Fax: -

E-mail: -

### Company Profile

-

#### Members of Management Board

Georgi Ganev Chairman of Managing Board

Akhil Chainwala Member of Executive Committee

Andreas Bernström Member of Executive Committee

Anna Stenberg Member of Executive Committee

Erika Söderberg Johnson Member of Executive Committee

Magnus Jakobson Member of Executive Committee

Mathew Joseph Member of Executive Committee

Mattias Andersson Member of Executive Committee

Natalie Tydeman Member of Executive Committee

Samuel Sjöström Member of Executive Committee

Tim He Member of Executive Committee

Torun Litzén Member of Executive Committee

#### Board of directors

James Anderson Chairman of Supervisory Board

Lena Charlotte Strömberg Member of Supervisory Board

Margaretha Cecilia Qvist Member of Supervisory Board

Olof Harald Mix Member of Supervisory Board

Susanna Margareta Campbell Member of Supervisory Board