

LUMINA GOLD CORP

ISIN: CA55026L3056 WKN: -

Overview

2024/07/26 20:22:05

Price
0.342 EURDifference  0.00% (0.00)

General attributes

ISIN	CA55026L3056
Symbol	LUM
Exchange	Berlin
Currency	EUR
Sector	Energy / Commodities
Security type	Stock
Market cap (m)	144 EUR
Benchmark	S&P/TSX 60 INDEX

Market data

Bid (Bid size)	-
Ask (Ask size)	-
Open	0.346 EUR
High	0.35 EUR
Low	0.342 EUR
Close (prev. day)	0.342 EUR
VWAP	-
Volume (pcs)	0
Trading volume	0.00
Number of trades	13
Last size	0

Futures and Options











Related Futures	-
Related Options	-

5y



Information about previous performance does not guarantee future performance.
Source: FactSet

Recent research

on sector		
Date	Headline	Download
2024/07/26	 Equity Weekly	
2024/07/24	 Global Equity Ratings	
2024/07/24	 Aktienempfehlungen Global	
2024/07/15	 Aktienempfehlungen Global	
2024/07/12	 Equity Weekly	

Details

2024/07/26 20:22:05

Price

0.342 EUR

Difference ➔ 0.00% (0.00)

General attributes

ISIN	CA55026L3056
Symbol	LUM
Exchange	Berlin
Currency	EUR
Sector	Energy / Commodities
Security type	Stock
Market cap (m)	144 EUR
Benchmark	S&P/TSX 60 INDEX

Market data

Bid (Bid size)	-
Ask (Ask size)	-
Open	0.346 EUR
High	0.35 EUR
Low	0.342 EUR
Close (prev. day)	0.342 EUR
VWAP	-
Volume (pcs)	0
Trading volume	0.00
Number of trades	13
Last size	0

Performance and Risk

	6m	1y	3y
Perf (%)	+35.71%	+4.91%	-32.94%
Perf (abs.)	+0.09	+0.02	-0.17
Beta	0.32	0.54	0.59
Volatility	51.03	51.91	53.08

5y



Information about previous performance does not guarantee future performance.
Source: FactSet

Price data

Ø price 5 days Ø volume 5 days (pcs.)	0.343 EUR (0)
Ø price 30 days Ø volume 30 days (pcs.)	0.360 EUR (0)
Ø price 100 days Ø volume 100 days (pcs.)	0.379 EUR (280)
Ø price 250 days Ø volume 250 days (pcs.)	0.319 EUR (126)
YTD High date	0.422 EUR (2024/04/04)
YTD Low date	0.229 EUR (2024/01/17)
52 Weeks High date	0.422 EUR (2024/04/04)
52 Weeks Low date	0.220 EUR (2023/12/12)

All listings for LUMINA GOLD CORP

Exchange ⊕	Date	Time	Price	Trading volume (mio.)	Number of trades
Tradegate	2024/07/26	22:02	0.343 EUR	0.00	1
TSX Venture Exchange	2024/07/26	18:32	0.52 CAD	0.01	3
Stuttgart	2024/07/26	11:05	0.325 EUR	0.00	4
Munich	2024/07/26	08:02	0.333 EUR	0.00	1
Frankfurt	2024/07/26	08:10	0.332 EUR	0.00	2

	26					
FINRA other OTC Issues	2024/07/ 26	19:48	0.38 USD	0.00		8
Duesseldorf	2024/07/ 26	19:31	0.333 EUR	0.00		6
Berlin	2024/07/ 26	20:22	0.342 EUR	0.00		13

Company profile

Company Logo



Company Profile

-

Contact Details

LUMINA GOLD

--

Telefon: -

Fax: -

E-mail: -