

## 2INVEST AG

ISIN: DE000A3H3L44

WKN: A3H3L4

## Overview

2024/04/26 08:00:12

Price  
8.65 EURDifference  1.17% (0.10)

## General attributes

ISIN	DE000A3H3L44
Symbol	2INV
Exchange	Munich
Currency	EUR
Sector	Chemical / Pharmaceutical / Health
Security type	Stock
Market cap (m)	51 EUR
Benchmark	GERMANY DAX

## Market data

Bid (Bid size)	-
Ask (Ask size)	-
Open	8.65 EUR
High	8.65 EUR
Low	8.65 EUR
Close (prev. day)	8.55 EUR
VWAP	7.40 EUR
Volume (pcs)	0
Trading volume	0.00
Number of trades	2
Last size	0

## Futures and Options










Related Futures	-
Related Options	-

5y



Information about previous performance does not guarantee future performance.  
Source: FactSet

## Recent research

	on sector	on market	
Date		Headline	Download
2024/04/26		Global Equity Ratings	
2024/04/26		Aktienempfehlungen Global	
2024/04/15		Aktienempfehlungen Österreich	
2024/04/03		Global Equity Ratings	
2024/04/03		Aktienempfehlungen Global	

## Details

2024/04/26 08:00:12

## Price

8.65 EUR

Difference ▲ 1.17% (0.10)

## General attributes

ISIN	DE000A3H3L44
Symbol	2INV
Exchange	Munich
Currency	EUR
Sector	Chemical / Pharmaceutical / Health
Security type	Stock
Market cap (m)	51 EUR
Benchmark	GERMANY DAX

## Market data

Bid (Bid size)	-
Ask (Ask size)	-
Open	8.65 EUR
High	8.65 EUR
Low	8.65 EUR
Close (prev. day)	8.55 EUR
VWAP	7.40 EUR
Volume (pcs)	0
Trading volume	0.00
Number of trades	2
Last size	0

## Performance and Risk

	6m	1y	3y
Perf (%)	+42.98%	+30.08%	-15.03%
Perf (abs.)	+2.60	+2.00	-1.53
Beta	0.02	0.11	0.08
Volatility	35.81	31.23	25.13

5y



Information about previous performance does not guarantee future performance.  
Source: FactSet

## Price data

Ø price 5 days   Ø volume 5 days (pcs.)	8.57 EUR (0)
Ø price 30 days   Ø volume 30 days (pcs.)	8.49 EUR (0)
Ø price 100 days   Ø volume 100 days (pcs.)	7.55 EUR (3)
Ø price 250 days   Ø volume 250 days (pcs.)	6.84 EUR (1)
YTD High   date	8.65 EUR (2024/04/26)
YTD Low   date	6.90 EUR (2024/01/04)
52 Weeks High   date	8.65 EUR (2024/04/26)
52 Weeks Low   date	5.40 EUR (2023/12/08)

## Arbitrage views

Exchange <span>⊕</span>	Date	Time	Price	Trading volume (mio.)	Number of trades
Xetra	2024/04/26	17:36	8.80 EUR	0.00	4
Tradegate	2024/04/26	22:26	8.80 EUR	0.00	1
Stuttgart	2024/04/26	21:55	8.65 EUR	0.00	42
Munich	2024/04/26	08:00	8.65 EUR	0.00	2
Hamburg	2024/04/26	08:16	8.60 EUR	0.00	3

	26					
Frankfurt	2024/04/ 26	15:29	8.55 EUR	0.00		5
FINRA other OTC Issues	-	-	-	0.19		2
Duesseldorf	2024/04/ 26	19:31	8.60 EUR	0.00		6
Berlin	2024/04/ 26	08:02	8.60 EUR	0.00		2

## Company profile

### Company Logo



### Contact Details

2INVEST AG

--

Ziegelhaeuser Landstrasse 3 - 69120  
Heidelberg

Telefon: +49-6221-649-24-0

Fax: +49-6221-649-24-72

E-mail: [info@2invest-ag.com](mailto:info@2invest-ag.com)

### Company Profile

-

### Members of Management Board

Hansjörg Plaggemars	Member of Executive Committee
------------------------	----------------------------------

### Board of directors

Alexander Link	Chairman of Supervisory Board
----------------	----------------------------------

Rainer Herschlein	Member of Supervisory Board
----------------------	--------------------------------

Eva Katheder	Member of Supervisory Board
--------------	--------------------------------

Jochen Hummel	Member of Supervisory Board
------------------	--------------------------------