

KAMUX OYJ

ISIN: **FI4000206750**

WKN: -

Overview

2024/04/26 08:11:10

Price
5.37 EURDifference  0.37% (0.02)

General attributes

ISIN	FI4000206750
Symbol	KAMUX
Exchange	Duesseldorf
Currency	EUR
Sector	Commerce
Security type	Stock
Market cap (m)	221 EUR
Benchmark	OMX HELSINKI 25

Market data

Bid (Bid size)	-
Ask (Ask size)	-
Open	5.37 EUR
High	5.37 EUR
Low	5.37 EUR
Close (prev. day)	5.35 EUR
VWAP	-
Volume (pcs)	0
Trading volume	0.00
Number of trades	3
Last size	0

Futures and Options










Related Futures	1
Related Options	-

5y



Information about previous performance does not guarantee future performance.
Source: FactSet

Recent research

on sector		on market	
Date		Headline	Download
2024/04/26		Global Equity Ratings	
2024/04/26		Aktienempfehlungen Global	
2024/04/03		Global Equity Ratings	
2024/04/03		Aktienempfehlungen Global	
2024/03/13		Global Equity Ratings	

Details

2024/04/26 08:11:10

Price

5.37 EUR

Difference ▲ 0.37% (0.02)

General attributes

ISIN	FI4000206750
Symbol	KAMUX
Exchange	Duesseldorf
Currency	EUR
Sector	Commerce
Security type	Stock
Market cap (m)	221 EUR
Benchmark	OMX HELSINKI 25

Market data

Bid (Bid size)	-
Ask (Ask size)	-
Open	5.37 EUR
High	5.37 EUR
Low	5.37 EUR
Close (prev. day)	5.35 EUR
VWAP	-
Volume (pcs)	0
Trading volume	0.00
Number of trades	3
Last size	0

Performance and Risk

	6m	1y	3y
Perf (%)	+6.97%	+1.90%	-65.64%
Perf (abs.)	+0.35	+0.10	-10.26
Beta	1.16	0.79	0.88
Volatility	29.26	31.24	36.36

5y



Information about previous performance does not guarantee future performance.
Source: FactSet

Price data

Ø price 5 days Ø volume 5 days (pcs.)	5.33 EUR (0)
Ø price 30 days Ø volume 30 days (pcs.)	5.59 EUR (0)
Ø price 100 days Ø volume 100 days (pcs.)	5.39 EUR (0)
Ø price 250 days Ø volume 250 days (pcs.)	5.41 EUR (6)
YTD High date	5.89 EUR (2024/04/12)
YTD Low date	5.07 EUR (2024/02/26)
52 Weeks High date	6.13 EUR (2023/09/04)
52 Weeks Low date	4.83 EUR (2023/10/30)

Arbitrage views

Exchange ⊕	Date	Time	Price	Trading volume (mio.)	Number of trades
Tradegate	2024/04/26	22:02	5.54 EUR	0.00	1
Stuttgart	2024/04/26	11:10	5.46 EUR	0.00	5
Nasdaq Helsinki	2024/04/26	17:29	5.53 EUR	0.21	181
Munich	2024/04/26	08:11	5.41 EUR	0.00	2
London Stock	2024/03/26	13:49	5.2510 EUR	0.01	1

Exchange	04					
Frankfurt	2024/04/ 26	09:15	5.36 EUR	0.00		3
FINRA other OTC Issues	2021/12/ 15	16:19	12.17 USD	0.02		1
Duesseldorf	2024/04/ 26	08:11	5.37 EUR	0.00		3
Berlin	2024/04/ 26	21:43	5.53 EUR	0.00		18

Company profile

Company Logo



Company Profile

-

Contact Details

KAMUX

--

Telefon: -

Fax: -

E-mail: -