

# NASDAQ 100

ISIN: **US6311011026** WKN: -

## Overview

2024/07/26 23:16:01

Price

**19,023.6562**

USD

Difference ▲ 1.03% (193.07)

### General attributes

ISIN	US6311011026
Symbol	-
Country	USA
Instruments in index	101
Type of index	Price Index
Security type	Index

### Market data

Open	18,990.1994 USD
High	19,142.6755 USD
Low	18,899.3120 USD
Close (prev. day)	18,830.5847 USD
Trading volume (m)	1,095,756
Volume (pcs)	84,319,965,315

### Top 5

Name	Price	+ - (%)	Trend
CHARTER CO...	367.62	+16.62	<span style="color: green;">▲</span>
BAKER HUGH...	37.65	+5.82	<span style="color: green;">▲</span>
WARNER BRO...	8.31	+4.01	<span style="color: green;">▲</span>
DOORDASH I...	104.74	+3.93	<span style="color: green;">▲</span>
ON SEMICON...	70.17	+3.89	<span style="color: green;">▲</span>

Intraday 1w 1m 6m 1y 3y

### Flop 5

Name	Price	+ - (%)	Trend
DEXCOM INC...	64.00	-40.66	<span style="color: red;">▼</span>
BIOGEN IDE...	211.17	-7.15	<span style="color: red;">▼</span>
DATADOG IN...	118.31	-1.66	<span style="color: red;">▼</span>
OLD DOMINI...	202.93	-1.35	<span style="color: red;">▼</span>
MONGODB IN...	253.50	-1.08	<span style="color: red;">▼</span>

Intraday 1w 1m 6m 1y 3y

5y



Information about previous performance does not guarantee future performance.  
Source: FactSet

### Recent research

on market		
Date	Headline	Download
2024/07/26	Equity Weekly	<a href="#">Download</a>
2024/07/26	Week Ahead	<a href="#">Download</a>
2024/07/26	Wochenausblick	<a href="#">Download</a>
2024/07/24	Global Equity Ratings	<a href="#">Download</a>
2024/07/24	Aktienempfehlungen Global	<a href="#">Download</a>

**Futures and Options**

**Related Futures** -

**Related Options** -

## Details

2024/07/26 23:16:01

Price

**19,023.6562**

USD

Difference ▲ 1.03% (193.07)

### General attributes

ISIN US6311011026

Symbol -

Country USA

Security type Index

Instruments in index 101

### Market data

Open 18,990.1994 USD

High 19,142.6755 USD

Low 18,899.3120 USD

Close (prev. day) 18,830.5847 USD

Trading volume (m) 1,095,756

Volume (pcs) 84,319,965,315

### Performance and Risk

	6m	1y	3y
Perf (%)	+9.20%	+22.74%	+25.77%
Perf (abs.)	+1,602.65	+3,524.39	+3,897.71
Beta	-	-	-
Volatility	17.04	16.62	23.76



Information about previous performance does not guarantee future performance.  
Source: FactSet

### Price data























Ø price 5 days   Ø volume 5 days (pcs.)	19,292.7663 USD (1,142,884)
Ø price 30 days   Ø volume 30 days (pcs.)	19,856.3152 USD (1,160,216)
Ø price 100 days   Ø volume 100 days (pcs.)	18,687.9427 USD (941,699)
Ø price 250 days   Ø volume 250 days (pcs.)	17,058.5664 USD (903,733)
YTD High   date	20,690.9664 USD (2024/07/10)
YTD Low   date	16,249.1890 USD (2024/01/05)
52 Weeks High   date	20,690.9664 USD (2024/07/10)
52 Weeks Low   date	14,058.3326 USD (2023/10/26)

## Composition

Name ISIN	Price	Diff % Diff +/-	Performance	Date Time	Turnover Pc. Turnover Money
ADOBE INC. US00724F1012	542.44	1.93% 10.29		24/07/26 22:00:00	2,090,007 1,131,485,218.88
ADVANCED MICRO DEVICES IN... US0079031078	139.99	1.21% 1.67		24/07/26 22:00:00	49,435,825 6,919,118,399.43
AIRBNB INC. CLASS A US0090661010	140.10	0.05% 0.07		24/07/26 22:00:00	5,101,418 714,280,058.58
ALPHABET INC A US02079K3059	167.00	-0.17% -0.28		24/07/26 22:00:00	41,336,886 6,873,727,824.00
ALPHABET INC. CLASS C US02079K1079	168.68	-0.28% -0.48		24/07/26 22:00:00	25,150,116 4,226,117,339.87
AMAZON.COM INC. US0231351067	182.50	1.47% 2.65		24/07/26 22:00:00	29,505,964 5,369,624,293.77
AMERICAN ELECTRIC POWER C... US0255371017	96.45	0.64% 0.61		24/07/26 22:00:00	2,275,133 219,369,519.65
AMGEN INC. US0311621009	334.85	0.16% 0.55		24/07/26 22:00:00	1,515,471 508,072,409.89
ANALOG DEVICES INC. US0326541051	226.43	2.49% 5.51		24/07/26 22:00:00	4,296,172 970,188,224.99
ANSYS INC. US03662Q1058	312.26	0.51% 1.57		24/07/26 22:00:00	323,741 101,400,170.63
APPLE INC US0378331005	217.96	0.22% 0.47		24/07/26 22:00:00	41,601,345 9,065,009,117.79
APPLIED MATERIALS INC US0382221051	206.47	2.05% 4.15		24/07/26 22:00:00	5,208,974 1,072,272,103.00
ARM HOLDINGS PLC SPON. AD... US0420682058	149.00	-0.09% -0.14		24/07/26 22:00:00	8,156,191 1,217,188,520.96
ASML HOLDING N.V. ADR USN070592100	888.39	2.99% 25.76		24/07/26 22:00:00	1,681,620 1,495,861,893.32
ASTRAZENECA PLC SPON. ADR US0463531089	78.13	-0.50% -0.39		24/07/26 22:00:00	5,878,523 462,543,901.86
ATLISSIAN CORP. CLASS A US0494681010	177.32	-0.50% -0.90		24/07/26 22:00:00	1,314,394 233,434,620.14
AUTODESK INC US0527691069	240.86	-0.57% -1.37		24/07/26 22:00:00	1,267,132 306,321,876.55
AUTOMATIC DATA PROCESSING... US0530151036	252.67	1.24% 3.09		24/07/26 22:00:00	1,449,554 365,606,796.48
BAKER HUGHES INC. 'A' US05722G1004	37.65	5.82% 2.07		24/07/26 22:00:00	10,250,156 382,203,881.30
BIOGEN IDEC INC. US09062X1037	211.17	-7.15% -16.27		24/07/26 22:00:00	2,256,077 479,973,791.73
BOOKING HOLDINGS INC. US09857L1089	3,700.99	1.12% 41.11		24/07/26 22:00:00	233,994 864,841,863.05
BROADCOM INC. US11135F1012	151.63	1.59% 2.37		24/07/26 22:00:00	20,839,871 3,158,428,574.28
CADENCE DESIGN SYSTEMS IN... US1273871087	258.79	0.16% 0.41		24/07/26 22:00:00	2,605,433 678,640,607.79

CDW CORP. US12514G1085	229.74	0.49% 1.12		24/07/26 22:00:00	988,622 226,588,932.31
CHARTER COMMUN INC US16119P1084	367.62	16.62% 52.39		24/07/26 22:00:00	4,962,708 1,812,037,564.83
CINTAS CORP US1729081059	761.39	0.87% 6.55		24/07/26 22:00:00	266,430 202,788,141.04
CISCO SYSTEMS INC US17275R1023	47.88	1.35% 0.64		24/07/26 22:00:00	16,104,855 769,729,560.88
COCA-COLA EUROPEAN PARTNE... GB00BDCPN049	74.29	2.27% 1.65		24/07/26 22:00:00	994,711 73,560,464.11
COGNIZANT TECHNOLOGY SOLU... US1924461023	74.57	1.86% 1.36		24/07/26 22:00:00	5,127,144 381,380,438.93
COMCAST CORP. CLASS A US20030N1019	39.69	3.79% 1.45		24/07/26 22:00:00	24,563,940 974,882,817.93
CONSTELLATION ENERGY CORP... US21037T1097	175.04	2.70% 4.61		24/07/26 22:00:00	3,469,481 605,643,728.93
COPART INC. US2172041061	51.05	1.23% 0.62		24/07/26 22:00:00	3,969,340 202,605,893.96
COSTAR GROUP INC. US22160N1090	78.51	0.86% 0.67		24/07/26 22:00:00	2,360,609 185,423,985.33
COSTCO WHOLESALE US22160K1051	817.60	0.34% 2.81		24/07/26 22:00:00	1,441,455 1,177,134,973.64
CROWDSTRIKE HOLDINGS INC.... US22788C1053	256.16	0.79% 2.01		24/07/26 22:00:00	9,584,374 2,450,496,565.21
CSX CORP COM USD1 US1264081035	34.32	2.14% 0.72		24/07/26 22:00:00	9,975,650 342,655,074.38
DATADOG INC. CLASS A US23804L1035	118.31	-1.66% -2.00		24/07/26 22:00:00	3,817,624 453,823,931.65
DEXCOM INC. US2521311074	64.00	-40.66% -43.85		24/07/26 22:00:00	53,914,127 3,466,202,651.77
DIAMONDBACK ENERGY INC. US25278X1090	200.76	0.48% 0.96		24/07/26 22:00:00	775,693 155,240,346.15
DOLLAR TREE INC US2567461080	103.93	1.27% 1.30		24/07/26 22:00:00	1,878,028 194,892,114.27
DOORDASH INC. CLASS A US25809K1051	104.74	3.93% 3.96		24/07/26 22:00:00	4,026,241 422,345,575.55
ELECTRONIC ARTS INC. US2855121099	145.18	2.38% 3.38		24/07/26 22:00:00	2,341,330 338,255,805.38
EXELON CORP. US30161N1019	36.75	0.74% 0.27		24/07/26 22:00:00	4,552,576 167,092,397.44
FASTENAL COMPANY US3119001044	70.37	2.48% 1.70		24/07/26 22:00:00	2,997,479 210,400,253.50
FORTINET INC. US34959E1091	57.00	-0.54% -0.31		24/07/26 22:00:00	4,244,996 242,963,873.62
GE HEALTHCARE TECHNOLOGIE... US36266G1076	80.50	0.73% 0.58		24/07/26 22:00:00	2,532,946 204,554,153.96
GILEAD SCIENCES INC. US3755581036	77.01	0.65% 0.50		24/07/26 22:00:00	7,453,639 575,515,746.98
GLOBALFOUNDRIES INC. KYG393871085	51.75	1.59% 0.81		24/07/26 22:00:00	845,217 43,778,410.37
HONEYWELL INTERNATIONAL I... US4385161066	202.74	0.14% 0.29		24/07/26 22:00:00	7,452,531 1,508,028,320.90
IDEXX LABORATORIES INC. US45168D1046	469.71	-0.21% -0.97		24/07/26 22:00:00	588,415 277,460,730.05
ILLUMINA INC.	120.43	2.67%		24/07/26	1,467,725

US4523271090		3.13		22:00:00	178,111,128.84
INTEL CORP. US4581401001	31.35	0.80% 0.25	█	24/07/26 22:00:00	38,352,543 1,200,901,861.15
INTUIT INC. US4612021034	633.36	1.12% 7.04	█	24/07/26 22:00:00	987,151 626,637,382.71
INTUITIVE SURGICAL INC US46120E6023	441.30	1.04% 4.56	█	24/07/26 22:00:00	1,196,597 528,389,195.54
KEURIG DR PEPPER US49271V1008	33.74	1.60% 0.53	█	24/07/26 22:00:00	12,633,236 425,860,184.38
KLA CORP. US4824801009	787.39	3.22% 24.58	█	24/07/26 22:00:00	1,047,694 823,864,130.49
KRAFT HEINZ CO. US5007541064	33.36	0.21% 0.07	█	24/07/26 22:00:00	6,048,693 201,679,155.75
LAM RESEARCH CORP US5128071082	894.64	1.19% 10.52	█	24/07/26 22:00:00	1,167,861 1,048,161,060.30
LINDE PLC IE000S9YS762	451.39	1.89% 8.36	█	24/07/26 22:00:00	1,307,402 589,065,337.52
LULULEMON ATHLETICA INC. US5500211090	253.50	2.50% 6.18	█	24/07/26 22:00:00	4,121,392 1,041,511,058.73
MARRIOTT INTERNATIONAL IN... US5719032022	236.60	1.22% 2.85	█	24/07/26 22:00:00	929,373 219,600,169.06
MARVELL TECHNOLOGY INC. US5738741041	65.72	2.70% 1.73	█	24/07/26 22:00:00	8,626,610 565,225,520.69
MERCADOLIBRE INC. US58733R1023	1,651.69	1.63% 26.54	█	24/07/26 22:00:00	169,025 279,066,921.23
META PLATFORMS INC. CLASS... US30303M1027	465.70	2.71% 12.29	█	24/07/26 22:00:00	14,222,388 6,613,852,806.30
MICROCHIP TECHNOLOGY INC. US5950171042	86.83	2.12% 1.80	█	24/07/26 22:00:00	5,590,310 484,931,283.12
MICRON TECHNOLOGY INC US5951121038	109.41	1.82% 1.96	█	24/07/26 22:00:00	18,547,885 2,023,928,151.41
MICROSOFT CORP. US5949181045	425.27	1.64% 6.87	█	24/07/26 22:00:00	23,583,839 10,005,811,725.57
MODERNA INC. US60770K1079	122.11	1.42% 1.71	█	24/07/26 22:00:00	1,887,492 229,208,402.88
MONDELEZ INTERNATIONAL IN... US6092071058	66.42	0.05% 0.03	█	24/07/26 22:00:00	5,778,491 383,554,381.92
MONGODB INC. CLASS A US60937P1066	253.50	-1.08% -2.76	█	24/07/26 22:00:00	1,196,719 302,730,293.82
MONSTER BEVERAGE CORP. US61174X1090	51.00	1.80% 0.90	█	24/07/26 22:00:00	3,803,316 193,355,918.35
NETFLIX INC US64110L1061	631.37	-0.43% -2.72	█	24/07/26 22:00:00	3,120,659 1,982,930,467.87
NVIDIA CORP. US67066G1040	113.06	0.69% 0.78	█	24/07/26 22:00:00	293,399,073 33,305,804,946.34
NXP SEMICONDUCTORS NV NL0009538784	253.62	2.47% 6.11	█	24/07/26 22:00:00	2,111,290 534,847,015.85
O'REILLY AUTOMOTIVE INC. US67103H1077	1,110.31	1.59% 17.40	█	24/07/26 22:00:00	549,923 611,459,518.96
OLD DOMINION FREIGHT LINE... US6795801009	202.93	-1.35% -2.77	█	24/07/26 22:00:00	2,484,038 504,719,103.57
ON SEMICONDUCTOR CORP US6821891057	70.17	3.89% 2.63	█	24/07/26 22:00:00	7,765,453 542,207,624.93
PACCAR INC. US6937181088	99.24	1.68% 1.64	█	24/07/26 22:00:00	3,091,675 307,265,688.81

PALO ALTO NETWORKS INC. US6974351057	326.81	2.09% 6.68		24/07/26 22:00:00	1,709,425 557,427,398.07
PAYCHEX INC US7043261079	125.75	1.43% 1.77		24/07/26 22:00:00	1,371,622 172,113,108.49
PAYPAL HOLDINGS INC. US70450Y1038	58.29	1.87% 1.07		24/07/26 22:00:00	11,323,332 656,483,413.88
PDD HOLDINGS INC SPON ADS... US7223041028	130.80	0.82% 1.06		24/07/26 22:00:00	3,144,674 409,091,393.46
PEPSICO INC. US7134481081	172.75	1.01% 1.73		24/07/26 22:00:00	5,746,255 990,316,863.97
QUALCOMM INC. US7475251036	180.05	2.66% 4.66		24/07/26 22:00:00	6,567,842 1,178,782,777.22
REGENERON PHARMACEUTICALS... US75886F1075	1,078.63	1.36% 14.44		24/07/26 22:00:00	380,897 411,871,359.04
ROPER TECHNOLOGIES INC US7766961061	548.53	1.41% 7.64		24/07/26 22:00:00	777,947 426,652,068.10
ROSS STORES INC US7782961038	140.91	-0.14% -0.20		24/07/26 22:00:00	1,853,660 261,462,642.62
STARBUCKS CORP US8552441094	74.05	1.00% 0.73		24/07/26 22:00:00	12,387,111 918,698,876.87
SUPER MICRO COMPUTER INC. US86800U1043	712.19	2.38% 16.58		24/07/26 22:00:00	4,382,184 3,122,082,703.91
SYNOPSYS INC. US8716071076	546.38	1.42% 7.66		24/07/26 22:00:00	677,583 371,897,570.83
T-MOBILE US INC. US8725901040	175.53	0.22% 0.39		24/07/26 22:00:00	3,117,229 547,101,297.99
TAKE-TWO INTERACTIVE SOFT... US8740541094	150.745	0.30% 0.45		24/07/26 22:00:00	1,359,025 204,244,015.99
TESLA INC. US88160R1014	219.80	-0.20% -0.45		24/07/26 22:00:00	94,604,145 20,736,080,266.42
TEXAS INSTRUMENTS INC US8825081040	201.99	2.45% 4.84		24/07/26 22:00:00	5,384,831 1,086,978,421.53
THE TRADE DESK INC. CLASS... US88339J1051	92.43	1.71% 1.55		24/07/26 22:00:00	2,700,022 248,757,672.36
VERISK ANALYTICS INC. US92345Y1064	279.97	1.48% 4.07		24/07/26 22:00:00	869,870 243,111,450.60
VERTEX PHARMACEUTICALS IN... US92532F1003	495.26	0.61% 3.00		24/07/26 22:00:00	774,126 385,383,669.89
WARNER BROS. DISCOVERY IN... US9344231041	8.31	4.01% 0.32		24/07/26 22:00:00	22,906,845 188,835,791.41
WORKDAY INC. US98138H1014	228.64	0.69% 1.56		24/07/26 22:00:00	1,003,283 230,103,490.95
XCEL ENERGY INC US98389B1008	57.36	0.86% 0.49		24/07/26 22:00:00	3,434,870 197,115,466.24