

# NASDAQ 100

ISIN: **US6311011026** WKN: -

## Overview

2024/06/21 23:16:00

Price

**19,700.4312**

USD

Difference ▲ **-0.26%** (-51.87)

### General attributes

ISIN	US6311011026
Symbol	-
Country	USA
Instruments in index	101
Type of index	Price Index
Security type	Index

### Market data

Open	19,722.3716 USD
High	19,801.9669 USD
Low	19,643.5203 USD
Close (prev. day)	19,752.2978 USD
Trading volume (m)	2,505,125
Volume (pcs)	114,965,479,990

### Top 5

Name	Price	+ - (%)	Trend
DOORDASH I...	113.88	+3.33	▲
MONGODB IN...	227.55	+3.22	▲
GILEAD SCI...	70.67	+3.18	▲
ATLISSIAN ...	162.46	+3.14	▲
PALO ALTO ...	320.33	+2.99	▲

Intraday 1w 1m 6m 1y 3y

### Flop 5

Name	Price	+ - (%)	Trend
BROADCOM I...	1,658.63	-4.38	▼
MICRON TEC...	139.54	-3.22	▼
NVIDIA COR...	127.10	-2.81	▼
APPLIED MA...	235.41	-1.91	▼


5y



Information about previous performance does not guarantee future performance. Source: FactSet

### Recent research

Date	Headline	Download
2024/06/21	Wochenausblick	Download
2024/06/21	Week Ahead	Download
2024/06/21	Wochenausblick	Download
2024/06/21	Equity Weekly	Download
2024/06/21	Global Equity Ratings	Download

MARVELL 71.89 -1.84 

TE...  
Intraday 1w 1m 6m 1y 3y

**Futures and Options**

Related Futures -

Related Options -

# Details

2024/06/21 23:16:00

Price

**19,700.4312**

USD

Difference ▼ -0.26% (-51.87)

### General attributes

ISIN	US6311011026
Symbol	-
Country	USA
Security type	Index
Instruments in index	101

### Market data

Open	19,722.3716 USD
High	19,801.9669 USD
Low	19,643.5203 USD
Close (prev. day)	19,752.2978 USD
Trading volume (m)	2,505,125
Volume (pcs)	114,965,479,990

### Performance and Risk

	6m	1y	3y
Perf (%)	+17.56%	+32.51%	+39.35%
Perf (abs.)	+2,943.02	+4,832.98	+5,563.20
Beta	-	-	-
Volatility	15.47	15.95	23.54

5y



Information about previous performance does not guarantee future performance.  
Source: FactSet

### Price data























Ø price 5 days   Ø volume 5 days (pcs.)	19,784.8271 USD (1,415,370)
Ø price 30 days   Ø volume 30 days (pcs.)	18,908.9135 USD (916,000)
Ø price 100 days   Ø volume 100 days (pcs.)	18,180.3553 USD (894,538)
Ø price 250 days   Ø volume 250 days (pcs.)	16,621.2698 USD (890,445)
YTD High   date	19,979.9273 USD (2024/06/20)
YTD Low   date	16,249.1890 USD (2024/01/05)
52 Weeks High   date	19,979.9273 USD (2024/06/20)
52 Weeks Low   date	14,058.3326 USD (2023/10/26)

## Composition

Name ISIN	Price	Diff % Diff +/-	Performance	Date Time	Turnover Pc. Turnover Money
ADOBE INC. US00724F1012	533.44	2.01% 10.49		24/06/21 22:00:00	6,614,086 3,516,779,251.12
ADVANCED MICRO DEVICES IN... US0079031078	161.23	-0.34% -0.55		24/06/21 22:00:00	61,334,699 9,876,738,765.92
AIRBNB INC. CLASS A US0090661010	149.57	1.14% 1.69		24/06/21 22:00:00	7,648,402 1,140,601,338.42
ALPHABET INC A US02079K3059	179.63	1.89% 3.33		24/06/21 22:00:00	58,582,743 10,501,884,757.33
ALPHABET INC. CLASS C US02079K1079	180.26	1.43% 2.55		24/06/21 22:00:00	59,728,019 10,771,999,357.66
AMAZON.COM INC. US0231351067	189.08	1.60% 2.98		24/06/21 22:00:00	72,931,754 13,720,444,655.05
AMERICAN ELECTRIC POWER C... US0255371017	87.05	-0.94% -0.83		24/06/21 22:00:00	5,915,033 516,765,672.73
AMGEN INC. US0311621009	308.16	-0.56% -1.73		24/06/21 22:00:00	6,933,277 2,146,201,575.88
ANALOG DEVICES INC. US0326541051	231.05	0.67% 1.54		24/06/21 22:00:00	7,366,423 1,701,858,437.32
ANSYS INC. US03662Q1058	325.35	-0.10% -0.33		24/06/21 22:00:00	1,322,275 430,831,075.21
APPLE INC US0378331005	207.49	-1.04% -2.19		24/06/21 22:00:00	246,421,353 51,360,704,966.12
APPLIED MATERIALS INC US0382221051	235.41	-1.91% -4.58		24/06/21 22:00:00	15,389,140 3,627,832,106.21
ASML HOLDING N.V. ADR USN070592100	1,036.60	-1.35% -14.14		24/06/21 22:00:00	1,626,737 1,683,604,245.95
ASTRAZENECA PLC SPON. ADR US0463531089	78.88	0.41% 0.32		24/06/21 22:00:00	4,992,766 394,008,334.18
ATLISSIAN CORP. CLASS A US0494681010	162.46	3.14% 4.94		24/06/21 22:00:00	3,450,250 558,250,580.07
AUTODESK INC US0527691069	242.31	-0.49% -1.20		24/06/21 22:00:00	5,677,377 1,373,022,625.90
AUTOMATIC DATA PROCESSING... US0530151036	247.97	0.78% 1.91		24/06/21 22:00:00	3,022,851 748,423,658.51
BAKER HUGHES INC. 'A' US05722G1004	32.93	-0.12% -0.04		24/06/21 22:00:00	14,462,825 476,777,621.68
BIOGEN IDEC INC. US09062X1037	224.00	-0.70% -1.58		24/06/21 22:00:00	3,013,444 675,459,146.72
BOOKING HOLDINGS INC. US09857L1089	3,989.10	0.43% 17.02		24/06/21 22:00:00	498,275 1,985,262,895.54
BROADCOM INC. US11135F1012	1,658.63	-4.38% -75.93		24/06/21 22:00:00	9,999,861 16,769,689,170.51
CADENCE DESIGN SYSTEMS IN... US1273871087	318.39	-0.04% -0.14		24/06/21 22:00:00	2,713,394 862,911,383.06
CDW CORP. US12514G1085	235.49	1.53% 3.56		24/06/21 22:00:00	2,325,197 545,979,636.14

CHARTER COMMUN INC US16119P1084	290.35	2.24% 6.35		24/06/21 22:00:00	2,057,241 595,018,745.80
CINTAS CORP US1729081059	708.51	0.28% 2.00		24/06/21 22:00:00	632,353 447,970,742.79
CISCO SYSTEMS INC US17275R1023	47.29	1.22% 0.57		24/06/21 22:00:00	65,576,288 3,103,902,136.74
COCA-COLA EUROPEAN PARTNE... GB00BDCPN049	74.86	2.03% 1.49		24/06/21 22:00:00	2,817,657 210,132,760.34
COGNIZANT TECHNOLOGY SOLU... US1924461023	68.34	0.29% 0.20		24/06/21 22:00:00	6,627,464 452,428,463.20
COMCAST CORP. CLASS A US20030N1019	38.48	1.66% 0.63		24/06/21 22:00:00	49,147,049 1,888,087,776.66
CONSTELLATION ENERGY CORP... US21037T1097	218.25	-1.83% -4.06		24/06/21 22:00:00	5,513,390 1,208,014,217.09
COPART INC. US2172041061	54.24	0.43% 0.23		24/06/21 22:00:00	5,559,554 301,470,849.73
COSTAR GROUP INC. US22160N1090	73.94	1.19% 0.87		24/06/21 22:00:00	6,849,073 503,422,149.06
COSTCO WHOLESALE US22160K1051	848.31	-1.64% -14.13		24/06/21 22:00:00	3,852,859 3,295,562,759.94
CROWDSTRIKE HOLDINGS INC.... US22788C1053	380.63	-0.40% -1.51		24/06/21 22:00:00	54,077,448 20,549,128,630.59
CSX CORP COM USD1 US1264081035	33.41	0.30% 0.10		24/06/21 22:00:00	18,688,154 624,322,439.49
DATADOG INC. CLASS A US23804L1035	117.57	1.28% 1.49		24/06/21 22:00:00	4,956,288 581,004,616.54
DEXCOM INC. US2521311074	116.64	0.49% 0.57		24/06/21 22:00:00	7,133,365 831,360,464.50
DIAMONDBACK ENERGY INC. US25278X1090	190.88	-0.96% -1.85		24/06/21 22:00:00	3,343,005 639,676,164.96
DOLLAR TREE INC US2567461080	106.87	-0.66% -0.71		24/06/21 22:00:00	5,231,956 559,901,945.67
DOORDASH INC. CLASS A US25809K1051	113.88	3.33% 3.67		24/06/21 22:00:00	7,914,587 892,992,871.75
ELECTRONIC ARTS INC. US2855121099	139.06	0.88% 1.21		24/06/21 22:00:00	2,993,961 414,997,677.94
EXELON CORP. US30161N1019	34.78	-0.46% -0.16		24/06/21 22:00:00	19,441,810 677,889,081.08
FASTENAL COMPANY US3119001044	65.34	0.34% 0.22		24/06/21 22:00:00	5,753,866 375,736,334.63
FORTINET INC. US34959E1091	58.56	1.07% 0.62		24/06/21 22:00:00	16,786,744 981,235,121.67
GE HEALTHCARE TECHNOLOGIE... US36266G1076	79.17	-0.34% -0.27		24/06/21 22:00:00	5,198,005 411,820,062.23
GILEAD SCIENCES INC. US3755581036	70.67	3.18% 2.18		24/06/21 22:00:00	31,302,588 2,214,631,073.07
GLOBALFOUNDRIES INC. KYG393871085	51.10	0.18% 0.09		24/06/21 22:00:00	3,247,828 166,224,696.35
HONEYWELL INTERNATIONAL I... US4385161066	215.09	0.44% 0.95		24/06/21 22:00:00	7,929,048 1,705,356,655.70
IDEXX LABORATORIES INC. US45168D1046	495.73	-0.05% -0.23		24/06/21 22:00:00	1,220,027 604,295,257.26
ILLUMINA INC. US4523271090	108.57	0.30% 0.32		24/06/21 22:00:00	35,653,154 3,870,144,279.61
INTEL CORP. US30161N1019	31.09	1.53% 0.47		24/06/21 22:00:00	92,549,024

US4581401001		0.47		22:00:00	2,876,124,455.68
INTUIT INC. US4612021034	632.15	2.61% 16.07	■	24/06/21 22:00:00	3,682,587 2,315,684,297.73
INTUITIVE SURGICAL INC US46120E6023	432.56	0.00% 0.01		24/06/21 22:00:00	2,769,405 1,200,076,244.97
KEURIG DR PEPPER US49271V1008	34.38	0.50% 0.17		24/06/21 22:00:00	17,518,647 602,479,444.99
KLA CORP. US4824801009	816.55	-1.57% -13.04		24/06/21 22:00:00	1,995,401 1,635,404,108.51
KRAFT HEINZ CO. US5007541064	32.95	0.95% 0.31	■	24/06/21 22:00:00	16,351,484 537,979,488.20
LAM RESEARCH CORP US5128071082	1,050.35	-1.03% -10.96		24/06/21 22:00:00	1,699,018 1,787,133,721.16
LINDE PLC IE000S9YS762	442.75	0.03% 0.12		24/06/21 22:00:00	4,046,155 1,791,200,892.49
LULULEMON ATHLETICA INC. US5500211090	311.82	0.34% 1.05		24/06/21 22:00:00	3,246,862 1,011,433,532.21
MARRIOTT INTERNATIONAL IN... US5719032022	243.53	-0.18% -0.45		24/06/21 22:00:00	3,299,600 804,380,540.12
MARVELL TECHNOLOGY INC. US5738741041	71.89	-1.84% -1.35		24/06/21 22:00:00	14,770,954 1,063,869,374.93
MERCADOLIBRE INC. US58733R1023	1,600.05	0.95% 15.02	■	24/06/21 22:00:00	309,712 496,293,000.33
META PLATFORMS INC. CLASS... US30303M1027	494.78	-1.38% -6.92		24/06/21 22:00:00	23,130,732 11,491,795,674.65
MICROCHIP TECHNOLOGY INC. US5950171042	91.58	2.88% 2.56	■	24/06/21 22:00:00	9,784,321 892,711,811.56
MICRON TECHNOLOGY INC US5951121038	139.54	-3.22% -4.65		24/06/21 22:00:00	51,189,670 7,129,307,878.58
MICROSOFT CORP. US5949181045	449.78	0.92% 4.08	■	24/06/21 22:00:00	34,486,172 15,479,877,991.60
MODERNA INC. US60770K1079	133.40	-0.74% -1.00		24/06/21 22:00:00	5,225,264 700,716,396.88
MONDELEZ INTERNATIONAL IN... US6092071058	66.51	0.68% 0.45		24/06/21 22:00:00	11,855,525 788,517,515.64
MONGODB INC. CLASS A US60937P1066	227.55	3.22% 7.10	■	24/06/21 22:00:00	2,842,645 641,572,228.83
MONSTER BEVERAGE CORP. US61174X1090	49.09	0.84% 0.41	■	24/06/21 22:00:00	16,238,020 798,182,458.06
NETFLIX INC US64110L1061	686.12	1.04% 7.09	■	24/06/21 22:00:00	4,557,086 3,118,882,378.71
NVIDIA CORP. US67066G1040	127.10	-2.81% -3.68		24/06/21 22:00:00	655,484,664 83,223,698,835.43
NXP SEMICONDUCTORS NV NL0009538784	271.03	2.40% 6.35	■	24/06/21 22:00:00	4,027,521 1,086,480,096.14
O'REILLY AUTOMOTIVE INC. US67103H1077	1,081.79	0.11% 1.22		24/06/21 22:00:00	663,576 718,924,011.77
OLD DOMINION FREIGHT LINE... US6795801009	174.89	0.14% 0.24		24/06/21 22:00:00	2,173,373 380,525,907.24
ON SEMICONDUCTOR CORP US6821891057	68.52	1.32% 0.89	■	24/06/21 22:00:00	9,842,250 673,809,546.17
PACCAR INC. US6937181088	105.96	-1.18% -1.27		24/06/21 22:00:00	4,863,098 517,028,214.50
PALO ALTO NETWORKS INC. US6974351057	320.33	2.99% 9.29	■	24/06/21 22:00:00	7,203,352 2,299,004,697.67

PAYCHEX INC US7043261079	125.96	0.70% 0.88		24/06/21 22:00:00	2,889,819 363,499,420.32
PAYPAL HOLDINGS INC. US70450Y1038	60.61	1.35% 0.81		24/06/21 22:00:00	18,888,289 1,140,291,938.46
PDD HOLDINGS INC SPON ADS... US7223041028	143.86	-0.19% -0.28		24/06/21 22:00:00	12,401,159 1,775,140,441.40
PEPSICO INC. US7134481081	167.28	0.36% 0.60		24/06/21 22:00:00	10,899,240 1,823,610,421.44
QUALCOMM INC. US7475251036	212.53	-1.36% -2.94		24/06/21 22:00:00	22,741,323 4,828,103,512.54
REGENERON PHARMACEUTICALS... US75886F1075	1,053.14	0.84% 8.75		24/06/21 22:00:00	1,291,712 1,359,119,674.01
ROPER TECHNOLOGIES INC US7766961061	561.49	0.41% 2.27		24/06/21 22:00:00	1,028,932 577,954,041.57
ROSS STORES INC US7782961038	149.29	1.30% 1.92		24/06/21 22:00:00	4,545,777 676,863,017.53
SIRIUS XM HOLDINGS INC. US82968B1035	2.93	1.03% 0.03		24/06/21 22:00:00	330,664,094 973,008,656.24
STARBUCKS CORP US8552441094	79.91	0.24% 0.19		24/06/21 22:00:00	25,650,612 2,048,537,789.38
SYNOPSIS INC. US8716071076	605.53	-0.76% -4.65		24/06/21 22:00:00	1,670,885 1,014,085,540.38
T-MOBILE US INC. US8725901040	176.73	0.16% 0.29		24/06/21 22:00:00	13,901,206 2,449,626,197.48
TAKE-TWO INTERACTIVE SOFT... US8740541094	158.22	2.09% 3.24		24/06/21 22:00:00	3,197,643 504,610,579.27
TESLA INC. US88160R1014	183.01	0.79% 1.44		24/06/21 22:00:00	63,029,482 11,494,073,008.03
TEXAS INSTRUMENTS INC US8825081040	195.53	1.44% 2.77		24/06/21 22:00:00	12,516,976 2,448,901,121.27
THE TRADE DESK INC. CLASS... US88339J1051	97.71	0.44% 0.43		24/06/21 22:00:00	4,007,546 390,057,370.52
VERISK ANALYTICS INC. US92345Y1064	270.32	0.83% 2.23		24/06/21 22:00:00	1,550,276 418,559,109.16
VERTEX PHARMACEUTICALS IN... US92532F1003	468.71	-0.57% -2.67		24/06/21 22:00:00	2,825,832 1,322,315,055.55
WALGREENS BOOTS AL US9314271084	15.97	0.63% 0.10		24/06/21 22:00:00	18,512,322 295,285,392.05
WARNER BROS. DISCOVERY IN... US9344231041	7.18	1.99% 0.14		24/06/21 22:00:00	56,623,912 405,521,101.79
WORKDAY INC. US98138H1014	219.09	2.10% 4.50		24/06/21 22:00:00	5,458,616 1,194,174,172.20
XCEL ENERGY INC US98389B1008	53.37	-0.30% -0.16		24/06/21 22:00:00	6,889,808 368,924,296.88