

NASDAQ 100

ISIN: **US6311011026** WKN: -

Übersicht

15.05.2024 23:16:01

Kurs

18.596,6513

USD

Differenz ➔ 1,49% (273,88)

Stammdaten

ISIN US6311011026

Symbol -

Land USA

Anzahl der enthaltenen Werte im Index 101

Index-Typ Kursindex

Wertpapierkategorie Index

Top 5

Name	Kurs	+ - (%)	Trend
IDEXX LABO...	548,53	+5,26	➔
MONGODB IN...	376,49	+4,79	➔
THE TRADE ...	90,25	+4,72	➔
ADVANCED M...	159,67	+4,25	➔
CROWDSTRIK...	343,12	+4,12	➔

Intraday 1W 1M 6M 1J 3J

Flop 5

Name	Kurs	+ - (%)	Trend
WARNER BRO...	8,20	-4,21	➔
SIRIUS XM ...	3,04	-4,10	➔
WALGREENS ...	17,89	-2,51	➔
CHARTER CO...	271,77	-2,29	➔
TESLA INC.	173,99	-2,01	➔

Intraday 1W 1M 6M 1J 3J



Die Wertentwicklung der Vergangenheit lässt keine verlässlichen Rückschlüsse auf die zukünftige Entwicklung eines Finanzinstruments zu.
Quelle: FactSet

Aktuellstes Research

Märkte		
Datum	Überschrift	Download
10.05.2024	Week Ahead	Download
10.05.2024	Wochenausblick	Download
08.05.2024	Marktkommentar	Download
06.05.2024	Anzeichen für eine wirtschaftliche Wende?	
03.05.2024	Week Ahead	Download

**Nähere Infos zu den Ländern &
Regionen**

➤ Märkte nach Region

Details

15.05.2024 23:16:01

Kurs

18.596,6513

USD

Differenz ▲ 1,49% (273,88)

Stammdaten

ISIN	US6311011026
Symbol	-
Land	USA
Wertpapierkategorie	Index
Anzahl der enthaltenen Werte im Index	101

Marktdaten

Eröffnung	18.412,8070 USD
Hoch	18.607,5273 USD
Tief	18.359,3195 USD
Schluss Vortag	18.322,7706 USD
Volumen (Mio.)	822.167
Volumen (Stück)	77.584.038.262

Performance und Risiko

	6M	1J	3J
Perf (%)	+17,57%	+38,64%	+38,85%
Perf (abs.)	+2.779,48	+5.183,14	+5.203,54
Beta	-	-	-
Volatilität	15,53	16,64	23,58



5J

Die Wertentwicklung der Vergangenheit lässt keine verlässlichen Rückschlüsse auf die zukünftige Entwicklung eines Finanzinstruments zu.

Quelle: FactSet

Kursdaten























Ø Kurs 5 Tage Ø Volumen 5 Tage (Stk.)	18.278,5358 USD (710.964)
Ø Kurs 30 Tage Ø Volumen 30 Tage (Stk.)	17.830,7163 USD (830.127)
Ø Kurs 100 Tage Ø Volumen 100 Tage (Stk.)	17.651,1258 USD (858.906)
Ø Kurs 250 Tage Ø Volumen 250 Tage	16.165,2167 USD (905.125)
Hoch seit 1.1. Datum	18.607,5273 USD (15.05.2024)
Tief seit 1.1. Datum	16.249,1890 USD (05.01.2024)
52 Wochen Hoch Datum	18.607,5273 USD (15.05.2024)
52 Wochen Tief Datum	13.384,7746 USD (16.05.2023)

Enthaltene Werte

Name ISIN	Kurs	Diff % Diff /-	Performance	Datum Zeit	Gehandelte Stück Umsatz Geld
ADOBE INC. US00724F1012	485,35	1,97% 9,40		15.05.24 22:00:00	3.491.638 1.692.400.505,02
ADVANCED MICRO DEVICES IN... US0079031078	159,67	4,25% 6,51		15.05.24 22:00:00	43.195.901 6.815.865.547,20
AIRBNB INC. CLASS A US0090661010	145,80	-0,61% -0,90		15.05.24 22:00:00	5.996.014 874.383.028,55
ALPHABET INC A US02079K3059	172,51	1,27% 2,17		15.05.24 22:00:00	26.948.370 4.632.774.893,83
ALPHABET INC. CLASS C US02079K1079	173,88	1,13% 1,95		15.05.24 22:00:00	20.958.245 3.634.885.712,58
AMAZON.COM INC. US0231351067	185,99	-0,58% -1,08		15.05.24 22:00:00	75.459.927 13.939.825.464,03
AMERICAN ELECTRIC POWER C... US0255371017	91,97	1,30% 1,18		15.05.24 22:00:00	2.389.896 219.946.907,27
AMGEN INC. US0311621009	319,04	2,45% 7,63		15.05.24 22:00:00	3.466.160 1.104.139.239,37
ANALOG DEVICES INC. US0326541051	215,75	1,80% 3,81		15.05.24 22:00:00	3.802.895 816.937.452,90
ANSYS INC. US03662Q1058	329,88	1,23% 4,02		15.05.24 22:00:00	661.782 218.703.556,11
APPLE INC US0378331005	189,72	1,22% 2,29		15.05.24 22:00:00	70.399.988 13.351.630.974,14
APPLIED MATERIALS INC US0382221051	217,49	3,66% 7,67		15.05.24 22:00:00	5.820.884 1.256.687.349,72
ASML HOLDING N.V. ADR USN070592100	937,42	2,45% 22,39		15.05.24 22:00:00	882.999 819.330.240,44
ASTRAZENECA PLC SPON. ADR US0463531089	76,97	-0,09% -0,07		15.05.24 22:00:00	3.870.941 298.524.344,04
ATLISSIAN CORP. CLASS A US0494681010	184,21	0,07% 0,13		15.05.24 22:00:00	1.424.049 262.230.446,40
AUTODESK INC US0527691069	220,24	2,04% 4,41		15.05.24 22:00:00	1.251.171 275.559.003,77
AUTOMATIC DATA PROCESSING... US0530151036	246,62	0,46% 1,12		15.05.24 22:00:00	1.053.957 260.244.890,50
BAKER HUGHES INC. 'A' US05722G1004	32,93	0,92% 0,30		15.05.24 22:00:00	6.979.219 228.285.668,87
BIOGEN IDEC INC. US09062X1037	235,32	3,72% 8,44		15.05.24 22:00:00	1.792.660 420.434.985,20
BOOKING HOLDINGS INC. US09857L1089	3.792,53	0,52% 19,68		15.05.24 22:00:00	192.495 727.699.662,11
BROADCOM INC. US11135F1012	1.436,17	4,07% 56,14		15.05.24 22:00:00	3.275.738 4.648.615.460,88
CADENCE DESIGN SYSTEMS IN... US1273871087	293,10	3,45% 9,77		15.05.24 22:00:00	1.994.753 581.594.722,91
CDW CORP. US12514G1085	223,44	0,84% 1,86		15.05.24 22:00:00	648.908 145.091.752,15

CHARTER COMMUNICATIONS IN... US16119P1084	271,77	-2,29% -6,36		15.05.24 22:00:00	959.722 262.009.009,53
CINTAS CORP US1729081059	692,40	0,68% 4,70		15.05.24 22:00:00	291.455 201.787.066,16
CISCO SYSTEMS INC US17275R1023	49,67	1,47% 0,72		15.05.24 22:00:00	37.342.052 1.862.473.150,78
COCA-COLA EUROPEAN PARTNE... GB00BDCPN049	75,13	0,43% 0,32		15.05.24 22:00:00	920.775 69.220.126,65
COGNIZANT TECHNOLOGY SOLU... US1924461023	68,86	1,59% 1,08		15.05.24 22:00:00	3.329.668 228.743.239,53
COMCAST CORP. CLASS A US20030N1019	39,25	-1,13% -0,45		15.05.24 22:00:00	18.828.056 739.032.810,12
CONSTELLATION ENERGY CORP... US21037T1097	223,31	2,56% 5,57		15.05.24 22:00:00	2.682.183 598.263.337,96
COPART INC. US2172041061	55,31	1,67% 0,91		15.05.24 22:00:00	4.145.757 228.446.286,09
COSTAR GROUP INC. US22160N1090	88,48	0,80% 0,70		15.05.24 22:00:00	1.659.765 147.153.339,28
COSTCO WHOLESALE CORP US22160K1051	787,04	1,17% 9,14		15.05.24 22:00:00	1.661.565 1.307.034.439,13
CROWDSTRIKE HOLDINGS INC.... US22788C1053	343,12	4,12% 13,57		15.05.24 22:00:00	3.143.212 1.066.939.338,40
CSX CORP. REGISTERED SHAR... US1264081035	33,84	-0,27% -0,09		15.05.24 22:00:00	12.532.094 425.944.329,40
DATADOG INC. CLASS A US23804L1035	118,47	1,47% 1,72		15.05.24 22:00:00	3.526.053 417.886.433,41
DEXCOM INC. US2521311074	129,71	2,97% 3,74		15.05.24 22:00:00	2.306.993 298.545.752,86
DIAMONDBACK ENERGY INC. US25278X1090	196,74	-0,66% -1,31		15.05.24 22:00:00	1.614.819 316.704.490,57
DOLLAR TREE INC US2567461080	118,80	-0,07% -0,08		15.05.24 22:00:00	1.936.407 230.527.734,93
DOORDASH INC. CLASS A US25809K1051	116,28	1,40% 1,60		15.05.24 22:00:00	3.368.413 387.588.606,85
ELECTRONIC ARTS INC. US2855121099	127,62	0,81% 1,03		15.05.24 22:00:00	2.222.391 283.934.031,00
EXELON CORP. US30161N1019	38,73	0,86% 0,33		15.05.24 22:00:00	5.570.774 215.903.690,50
FASTENAL COMPANY US3119001044	66,98	-0,37% -0,25		15.05.24 22:00:00	3.174.014 212.872.272,59
FORTINET INC. US34959E1091	60,73	0,88% 0,53		15.05.24 22:00:00	3.551.810 216.170.874,04
GE HEALTHCARE TECHNOLOGIE... US36266G1076	81,91	1,73% 1,39		15.05.24 22:00:00	1.956.224 159.720.995,69
GILEAD SCIENCES INC. US3755581036	67,01	-0,95% -0,64		15.05.24 22:00:00	7.532.064 506.422.490,00
GLOBALFOUNDRIES INC. KYG393871085	54,47	0,15% 0,08		15.05.24 22:00:00	1.631.260 88.387.562,92
HONEYWELL INTERNATIONAL I... US4385161066	205,06	0,91% 1,85		15.05.24 22:00:00	2.675.812 547.110.452,34
IDEXX LABORATORIES INC. US45168D1046	548,53	5,26% 27,42		15.05.24 22:00:00	823.800 448.209.572,04
ILLUMINA INC. US4523271090	115,01	-0,49% -0,57		15.05.24 22:00:00	1.243.824 142.397.161,83
INTEL CORP.	31,27	0,71%		15.05.24	36.992.927

US4581401001		0,22		22:00:00	1.151.956.842,23
INTUIT INC. US4612021034	655,13	3,10% 19,71		15.05.24 22:00:00	1.082.805 707.683.024,07
INTUITIVE SURGICAL INC US46120E6023	399,39	3,96% 15,20		15.05.24 22:00:00	1.200.770 476.300.181,13
KEURIG DR PEPPER INC US49271V1008	33,81	-1,05% -0,36		15.05.24 22:00:00	7.792.414 264.049.965,64
KLA CORP. US4824801009	759,72	4,08% 29,80		15.05.24 22:00:00	850.309 641.199.980,53
KRAFT HEINZ CO. US5007541064	35,85	-0,94% -0,34		15.05.24 22:00:00	6.162.644 221.586.697,98
LAM RESEARCH CORP US5128071082	947,75	3,86% 35,21		15.05.24 22:00:00	713.506 671.601.959,84
LINDE PLC IE000S9YS762	430,82	-0,30% -1,29		15.05.24 22:00:00	1.745.201 752.406.890,92
LULULEMON ATHLETICA INC. US5500211090	346,85	-1,56% -5,50		15.05.24 22:00:00	1.527.719 531.306.142,92
MARRIOTT INTERNATIONAL IN... US5719032022	236,00	0,06% 0,13		15.05.24 22:00:00	1.569.035 370.569.295,04
MARVELL TECHNOLOGY INC. US5738741041	70,15	3,13% 2,13		15.05.24 22:00:00	10.009.005 695.114.450,59
MERCADOLIBRE INC. US58733R1023	1.718,50	2,05% 34,59		15.05.24 22:00:00	254.230 435.191.002,75
META PLATFORMS INC. CLASS... US30303M1027	481,54	2,05% 9,69		15.05.24 22:00:00	13.100.470 6.265.126.515,21
MICROCHIP TECHNOLOGY INC. US5950171042	95,36	1,60% 1,50		15.05.24 22:00:00	4.955.028 471.701.416,42
MICRON TECHNOLOGY INC US5951121038	127,81	2,40% 3,00		15.05.24 22:00:00	14.265.109 1.813.176.586,58
MICROSOFT CORP. US5949181045	423,08	1,75% 7,27		15.05.24 22:00:00	22.239.533 9.382.217.272,51
MODERNA INC. US60770K1079	129,06	0,58% 0,74		15.05.24 22:00:00	2.964.702 378.320.487,39
MONDELEZ INTERNATIONAL IN... US6092071058	71,33	-0,83% -0,60		15.05.24 22:00:00	5.926.140 424.314.422,31
MONGODB INC. CLASS A US60937P1066	376,49	4,79% 17,22		15.05.24 22:00:00	1.046.177 390.394.846,17
MONSTER BEVERAGE CORP. US61174X1090	54,24	-0,44% -0,24		15.05.24 22:00:00	5.932.098 322.396.751,62
NETFLIX INC US64110L1061	613,52	-0,02% -0,14		15.05.24 22:00:00	5.670.607 3.490.033.807,83
NVIDIA CORP. US67066G1040	946,30	3,58% 32,74		15.05.24 22:00:00	41.773.545 39.224.137.749,20
NXP SEMICONDUCTORS NV NL0009538784	272,00	1,62% 4,34		15.05.24 22:00:00	2.231.483 604.250.290,69
O'REILLY AUTOMOTIVE INC. US67103H1077	1.010,38	0,36% 3,61		15.05.24 22:00:00	355.286 360.085.261,84
OLD DOMINION FREIGHT LINE... US6795801009	183,92	1,09% 1,98		15.05.24 22:00:00	2.406.741 441.707.697,33
ON SEMICONDUCTOR CORP US6821891057	74,74	2,40% 1,75		15.05.24 22:00:00	6.415.302 477.009.287,81
PACCAR INC. US6937181088	108,08	-0,04% -0,04		15.05.24 22:00:00	2.141.143 231.915.538,90
PALO ALTO NETWORKS INC. US6974351057	312,32	3,57% 10,78		15.05.24 22:00:00	3.699.474 1.146.060.562,18

PAYCHEX INC US7043261079	124,37	0,53% 0,66		15.05.24 22:00:00	1.266.445 157.684.127,58
PAYPAL HOLDINGS INC. US70450Y1038	63,90	-1,05% -0,68		15.05.24 22:00:00	10.972.601 701.976.193,56
PEPSICO INC. US7134481081	179,46	-0,23% -0,41		15.05.24 22:00:00	4.785.118 859.456.555,39
PINDUODUO INC. REG. SHS (... US7223041028	141,30	1,88% 2,61		15.05.24 22:00:00	4.941.476 693.591.048,36
QUALCOMM INC. US7475251036	194,61	2,98% 5,64		15.05.24 22:00:00	11.349.079 2.202.070.773,83
REGENERON PHARMACEUTICALS... US75886F1075	978,21	-0,65% -6,43		15.05.24 22:00:00	593.508 579.761.070,15
ROPER TECHNOLOGIES INC US7766961061	531,44	2,04% 10,61		15.05.24 22:00:00	626.564 332.527.177,80
ROSS STORES INC US7782961038	133,00	0,11% 0,14		15.05.24 22:00:00	1.958.952 261.034.583,89
SIRIUS XM HOLDINGS INC. US82968B1035	3,04	-4,10% -0,13		15.05.24 22:00:00	23.556.081 72.030.244,19
STARBUCKS CORP US8552441094	75,70	0,09% 0,07		15.05.24 22:00:00	8.826.471 668.177.498,49
SYNOPSIS INC. US8716071076	580,20	3,68% 20,57		15.05.24 22:00:00	968.184 560.047.987,55
T-MOBILE US INC. US8725901040	162,68	0,17% 0,27		15.05.24 22:00:00	4.647.397 756.822.451,37
TAKE-TWO INTERACTIVE SOFT... US8740541094	148,08	2,15% 3,12		15.05.24 22:00:00	1.832.498 269.321.007,09
TESLA INC. US88160R1014	173,99	-2,01% -3,56		15.05.24 22:00:00	79.662.993 13.927.861.737,21
TEXAS INSTRUMENTS INC US8825081040	195,53	2,30% 4,40		15.05.24 22:00:00	5.936.831 1.157.115.925,40
THE TRADE DESK INC. CLASS... US88339J1051	90,25	4,72% 4,07		15.05.24 22:00:00	7.631.056 677.834.115,84
VERISK ANALYTICS INC. US92345Y1064	247,84	0,37% 0,91		15.05.24 22:00:00	477.909 118.643.992,91
VERTEX PHARMACEUTICALS IN... US92532F1003	437,49	2,08% 8,90		15.05.24 22:00:00	1.059.443 462.285.547,19
WALGREENS BOOTS ALLIANCE ... US9314271084	17,89	-2,51% -0,46		15.05.24 22:00:00	7.951.140 142.980.046,06
WARNER BROS. DISCOVERY IN... US9344231041	8,20	-4,21% -0,36		15.05.24 22:00:00	33.133.107 273.983.125,42
WORKDAY INC. US98138H1014	251,31	1,79% 4,43		15.05.24 22:00:00	2.194.427 549.333.167,70
XCEL ENERGY INC. US98389B1008	55,79	0,41% 0,23		15.05.24 22:00:00	2.278.367 127.345.677,93