

NASDAQ 100

ISIN: **US6311011026** WKN: -

Overview

2024/04/29 23:16:01

Price

17,782.7151

USD

Difference ▲ 0.36% (64.42)

General attributes

ISIN	US6311011026
Symbol	-
Country	USA
Instruments in index	101
Type of index	Price Index
Security type	Index

Market data

Open	17,801.1395 USD
High	17,820.0003 USD
Low	17,671.0325 USD
Close (prev. day)	17,718.2987 USD
Trading volume (m)	963,648
Volume (pcs)	97,790,493,933

Top 5

Name	Price	+ - (%)	Trend
TESLA INC.	194.05	+15.31	▲
SIRIUS XM ...	3.17	+4.97	▲
ON SEMICON...	70.82	+4.06	▲
MODERNA IN...	111.62	+3.38	▲
BIOGEN IDE...	215.50	+3.16	▲

Intraday 1w 1m 6m 1y 3y

Flop 5

Name	Price	+ - (%)	Trend
ALPHABET I...	166.15	-3.37	▼
ALPHABET I...	167.90	-3.33	▼
MONGODB IN...	371.94	-3.09	▼
ROPER TECH...	513.58	-2.51	▼
META PLATF...	432.62	-2.41	▼

Intraday 1w 1m 6m 1y 3y

5y



Information about previous performance does not guarantee future performance.
Source: FactSet

Recent research

on market

Date	Headline	Download
2024/04/29	Wie reagiert die Fed auf die jüngsten Daten?	
2024/04/26	Week Ahead	
2024/04/26	Wochenausblick	
2024/04/26	Global Equity Ratings	
2024/04/26	Aktienempfehlungen Global	

Futures and Options

Related Futures -

Related Options -

Details

2024/04/29 23:16:01

Price

17,782.7151

USD

Difference



0.36% (64.42)

General attributes

ISIN US6311011026

Symbol -

Country USA

Security type Index

Instruments in index 101

Market data

Open 17,801.1395 USD

High 17,820.0003 USD

Low 17,671.0325 USD

Close (prev. day) 17,718.2987 USD

Trading volume (m) 963,648

Volume (pcs) 97,790,493,933

Performance and Risk

	6m	1y	3y
Perf (%)	+25.40%	+34.25%	+27.29%
Perf (abs.)	+3,602.29	+4,536.73	+3,812.51
Beta	-	-	-
Volatility	15.69	16.51	23.68

5y



Information about previous performance does not guarantee future performance.
Source: FactSet

Price data























Ø price 5 days Ø volume 5 days (pcs.)	17,585.9578 USD (925,245)
Ø price 30 days Ø volume 30 days (pcs.)	17,919.4217 USD (833,876)
Ø price 100 days Ø volume 100 days (pcs.)	17,454.2667 USD (885,186)
Ø price 250 days Ø volume 250 days (pcs.)	15,939.3388 USD (909,945)
YTD High date	18,464.7036 USD (2024/03/21)
YTD Low date	16,249.1890 USD (2024/01/05)
52 Weeks High date	18,464.7036 USD (2024/03/21)
52 Weeks Low date	12,938.4542 USD (2023/05/04)

Composition

Name ISIN	Price	Diff % Diff +/-	Performance	Date Time	Turnover Pc. Turnover Money
ADOBE INC. US00724F1012	473.07	-0.94% -4.49		24/04/29 22:00:00	2,954,736 1,401,865,682.13
ADVANCED MICRO DEVICES IN... US0079031078	160.20	1.78% 2.80	█	24/04/29 22:00:00	43,478,221 6,928,603,559.86
AIRBNB INC. CLASS A US0090661010	162.25	-1.21% -1.98		24/04/29 22:00:00	2,312,554 375,589,632.22
ALPHABET INC A US02079K3059	166.15	-3.37% -5.80		24/04/29 22:00:00	45,610,024 7,624,056,371.88
ALPHABET INC. CLASS C US02079K1079	167.90	-3.33% -5.79		24/04/29 22:00:00	35,914,561 6,075,504,938.80
AMAZON.COM INC. US0231351067	180.96	0.75% 1.34	█	24/04/29 22:00:00	54,063,937 9,767,292,979.35
AMERICAN ELECTRIC POWER C... US0255371017	86.67	1.65% 1.41	█	24/04/29 22:00:00	2,853,569 246,605,113.38
AMGEN INC. US0311621009	276.38	2.37% 6.40	█	24/04/29 22:00:00	2,678,969 737,620,498.37
ANALOG DEVICES INC. US0326541051	203.90	0.96% 1.93	█	24/04/29 22:00:00	2,289,166 464,989,686.75
ANSYS INC. US03662Q1058	329.87	-1.16% -3.88		24/04/29 22:00:00	410,685 135,504,190.48
APPLE INC US0378331005	173.50	2.48% 4.20	█	24/04/29 22:00:00	68,169,419 11,886,449,072.76
APPLIED MATERIALS INC US0382221051	205.26	0.92% 1.88	█	24/04/29 22:00:00	2,789,205 569,644,186.32
ASML HOLDING N.V. ADR USN070592100	909.77	-1.00% -9.20		24/04/29 22:00:00	650,763 591,227,507.15
ASTRAZENECA PLC SPON. ADR US0463531089	75.48	0.41% 0.31		24/04/29 22:00:00	7,538,322 570,527,086.28
ATLISSIAN CORP. CLASS A US0494681010	177.07	-1.33% -2.38		24/04/29 22:00:00	2,194,900 389,085,545.92
AUTODESK INC US0527691069	216.78	-0.53% -1.15		24/04/29 22:00:00	1,437,021 310,751,070.52
AUTOMATIC DATA PROCESSING... US0530151036	243.95	0.36% 0.88		24/04/29 22:00:00	1,153,482 281,299,227.11
BAKER HUGHES INC. 'A' US05722G1004	33.22	1.16% 0.38	█	24/04/29 22:00:00	5,156,899 170,493,600.00
BIOGEN IDEC INC. US09062X1037	215.50	3.16% 6.60	█	24/04/29 22:00:00	2,068,019 447,437,200.14
BOOKING HOLDINGS INC. US09857L1089	3,514.80	-0.18% -6.28		24/04/29 22:00:00	146,490 513,993,935.94
BROADCOM INC. US11135F1012	1,338.62	-0.41% -5.45		24/04/29 22:00:00	1,337,179 1,787,602,217.96
CADENCE DESIGN SYSTEMS IN... US1273871087	282.49	0.03% 0.08		24/04/29 22:00:00	1,396,449 393,504,058.12
CDW CORP. US12514G1085	245.94	1.52% 3.68	█	24/04/29 22:00:00	530,967 130,259,707.80

CHARTER COMMUN INC US16119P1084	259.76	2.02% 5.15		24/04/29 22:00:00	1,206,734 313,282,919.45
CINTAS CORP US1729081059	665.83	-0.06% -0.40		24/04/29 22:00:00	269,450 179,119,958.79
CISCO SYSTEMS INC US17275R1023	47.78	-0.17% -0.08		24/04/29 22:00:00	11,599,452 555,051,621.17
COCA-COLA EUROPEAN PARTNE... GB00BDCPN049	72.015	0.72% 0.52		24/04/29 22:00:00	879,541 63,279,308.90
COGNIZANT TECHNOLOGY SOLU... US1924461023	66.53	-0.61% -0.41		24/04/29 22:00:00	5,123,147 342,900,398.83
COMCAST CORP. CLASS A US20030N1019	38.85	0.73% 0.28		24/04/29 22:00:00	14,933,010 579,397,693.20
CONSTELLATION ENERGY CORP... US21037T1097	188.61	0.13% 0.24		24/04/29 22:00:00	2,205,548 416,447,283.13
COPART INC. US2172041061	55.71	-0.04% -0.02		24/04/29 22:00:00	3,324,229 185,200,056.83
COSTAR GROUP INC. US22160N1090	92.50	-0.16% -0.15		24/04/29 22:00:00	1,770,055 163,598,967.62
COSTCO WHOLESALE CORP US22160K1051	726.33	-0.39% -2.85		24/04/29 22:00:00	1,526,906 1,107,121,143.47
CROWDSTRIKE HOLDINGS INC.... US22788C1053	304.04	-0.01% -0.03		24/04/29 22:00:00	1,899,630 581,929,253.15
CSX CORP COM USD1 US1264081035	33.95	-0.12% -0.04		24/04/29 22:00:00	11,084,566 376,072,432.51
DATADOG INC. CLASS A US23804L1035	129.07	-1.81% -2.38		24/04/29 22:00:00	2,730,634 353,880,947.57
DEXCOM INC. US2521311074	125.81	1.18% 1.47		24/04/29 22:00:00	3,846,764 482,549,284.02
DIAMONDBACK ENERGY INC. US25278X1090	205.86	-0.91% -1.90		24/04/29 22:00:00	1,663,394 342,527,789.45
DOLLAR TREE INC US2567461080	118.81	-2.41% -2.93		24/04/29 22:00:00	5,277,182 622,967,679.79
DOORDASH INC. CLASS A US25809K1051	132.12	0.01% 0.01		24/04/29 22:00:00	3,383,769 447,411,456.46
ELECTRONIC ARTS INC. US2855121099	127.90	0.00% 0.00		24/04/29 22:00:00	1,302,157 166,709,415.31
EXELON CORP. US30161N1019	37.72	1.07% 0.40		24/04/29 22:00:00	3,301,766 124,365,393.72
FASTENAL COMPANY US3119001044	68.48	0.45% 0.31		24/04/29 22:00:00	2,823,209 193,003,312.45
FORTINET INC. US34959E1091	64.30	0.19% 0.12		24/04/29 22:00:00	3,824,366 245,514,702.88
GE HEALTHCARE TECHNOLOGIE... US36266G1076	88.94	3.13% 2.70		24/04/29 22:00:00	4,352,997 384,338,918.04
GILEAD SCIENCES INC. US3755581036	65.94	0.79% 0.52		24/04/29 22:00:00	7,838,836 518,485,492.61
GLOBALFOUNDRIES INC. KYG393871085	48.80	0.85% 0.41		24/04/29 22:00:00	686,919 33,534,079.50
HONEYWELL INTERNATIONAL I... US4385161066	193.77	0.17% 0.32		24/04/29 22:00:00	2,593,584 501,197,083.83
IDEXX LABORATORIES INC. US45168D1046	505.34	1.21% 6.04		24/04/29 22:00:00	414,108 209,038,747.04
ILLUMINA INC. US4523271090	124.73	2.00% 2.45		24/04/29 22:00:00	908,814 113,595,690.74
INTEL CORP.	31.36	-1.63%		24/04/29	58,533,264

US4581401001		-0.52		22:00:00	1,836,308,514.99
INTUIT INC. US4612021034	638.39	0.29% 1.84		24/04/29 22:00:00	886,530 566,738,693.34
INTUITIVE SURGICAL INC US46120E6023	374.14	-0.32% -1.19		24/04/29 22:00:00	983,225 368,228,149.01
KEURIG DR PEPPER US49271V1008	33.70	-0.06% -0.02		24/04/29 22:00:00	8,915,713 300,794,342.15
KLA CORP. US4824801009	713.93	1.09% 7.67		24/04/29 22:00:00	931,605 663,423,493.42
KRAFT HEINZ CO. US5007541064	38.65	1.28% 0.49		24/04/29 22:00:00	6,162,978 237,266,880.34
LAM RESEARCH CORP US5128071082	928.81	0.37% 3.44		24/04/29 22:00:00	902,457 835,766,153.81
LINDE PLC IE000S9YS762	445.07	0.43% 1.89		24/04/29 22:00:00	1,260,302 560,425,570.29
LULULEMON ATHLETICA INC. US5500211090	363.96	-0.20% -0.74		24/04/29 22:00:00	1,361,197 493,903,975.04
MARRIOTT INTERNATIONAL IN... US5719032022	240.49	-0.15% -0.35		24/04/29 22:00:00	1,209,117 291,441,914.78
MARVELL TECHNOLOGY INC. US5738741041	68.75	-1.25% -0.87		24/04/29 22:00:00	9,051,769 625,023,040.04
MERCADOLIBRE INC. US58733R1023	1,438.36	2.30% 32.36		24/04/29 22:00:00	334,336 480,052,596.69
META PLATFORMS INC. CLASS... US30303M1027	432.62	-2.41% -10.67		24/04/29 22:00:00	21,502,646 9,308,039,485.40
MICROCHIP TECHNOLOGY INC. US5950171042	93.18	-0.45% -0.42		24/04/29 22:00:00	6,106,692 569,863,330.37
MICRON TECHNOLOGY INC US5951121038	114.36	-0.42% -0.48		24/04/29 22:00:00	14,419,102 1,642,276,303.99
MICROSOFT CORP. US5949181045	402.25	-1.00% -4.07		24/04/29 22:00:00	19,582,091 7,864,461,917.08
MODERNA INC. US60770K1079	111.62	3.38% 3.65		24/04/29 22:00:00	2,610,736 290,876,993.15
MONDELEZ INTERNATIONAL IN... US6092071058	71.83	1.73% 1.22		24/04/29 22:00:00	8,544,752 610,946,299.43
MONGODB INC. CLASS A US60937P1066	371.94	-3.09% -11.86		24/04/29 22:00:00	1,151,170 429,182,583.12
MONSTER BEVERAGE CORP. US61174X1090	54.13	1.42% 0.76		24/04/29 22:00:00	4,163,696 224,629,749.30
NETFLIX INC US64110L1061	559.49	-0.31% -1.74		24/04/29 22:00:00	2,508,882 1,399,068,494.81
NVIDIA CORP. US67066G1040	877.57	0.03% 0.22		24/04/29 22:00:00	38,897,076 33,862,296,004.05
NXP SEMICONDUCTORS NV NL0009538784	247.13	1.83% 4.43		24/04/29 22:00:00	2,976,344 735,338,722.86
O'REILLY AUTOMOTIVE INC. US67103H1077	1,037.04	-0.66% -6.89		24/04/29 22:00:00	299,058 309,561,229.53
OLD DOMINION FREIGHT LINE... US6795801009	184.24	1.00% 1.82		24/04/29 22:00:00	2,372,632 434,705,886.13
ON SEMICONDUCTOR CORP US6821891057	70.82	4.06% 2.76		24/04/29 22:00:00	13,468,215 945,839,681.60
PACCAR INC. US6937181088	113.64	1.50% 1.68		24/04/29 22:00:00	3,813,787 432,815,581.98
PALO ALTO NETWORKS INC. US6974351057	293.41	0.68% 1.99		24/04/29 22:00:00	2,990,255 883,678,214.38

PAYCHEX INC US7043261079	120.81	0.70% 0.84		24/04/29 22:00:00	1,925,934 232,213,463.65
PAYPAL HOLDINGS INC. US70450Y1038	66.99	1.56% 1.03		24/04/29 22:00:00	19,142,350 1,282,465,735.00
PDD HOLDINGS INC SPON ADS... US7223041028	126.82	-1.93% -2.49		24/04/29 22:00:00	7,217,614 916,753,999.06
PEPSICO INC. US7134481081	176.14	0.32% 0.56		24/04/29 22:00:00	3,224,473 566,875,665.15
QUALCOMM INC. US7475251036	169.20	2.14% 3.54		24/04/29 22:00:00	6,623,860 1,112,688,731.69
REGENERON PHARMACEUTICALS... US75886F1075	892.48	1.05% 9.28		24/04/29 22:00:00	369,920 330,142,491.75
ROPER TECHNOLOGIES INC US7766961061	513.58	-2.51% -13.20		24/04/29 22:00:00	698,080 360,536,907.16
ROSS STORES INC US7782961038	131.06	-1.91% -2.55		24/04/29 22:00:00	3,541,723 464,789,925.48
SIRIUS XM HOLDINGS INC. US82968B1035	3.17	4.97% 0.15		24/04/29 22:00:00	22,783,837 71,901,243.65
STARBUCKS CORP US8552441094	88.33	0.09% 0.08		24/04/29 22:00:00	8,522,833 751,795,251.27
SYNOPSIS INC. US8716071076	544.76	0.20% 1.10		24/04/29 22:00:00	647,541 352,728,162.72
T-MOBILE US INC. US8725901040	164.25	0.18% 0.29		24/04/29 22:00:00	3,451,380 566,514,671.40
TAKE-TWO INTERACTIVE SOFT... US8740541094	144.27	-0.14% -0.20		24/04/29 22:00:00	1,319,144 190,718,365.99
TESLA INC. US88160R1014	194.05	15.31% 25.76		24/04/29 22:00:00	243,869,678 46,717,050,718.55
TEXAS INSTRUMENTS INC US8825081040	179.29	1.02% 1.81		24/04/29 22:00:00	4,191,467 749,251,448.14
THE TRADE DESK INC. CLASS... US88339J1051	84.50	-0.27% -0.23		24/04/29 22:00:00	1,757,132 148,379,715.95
VERISK ANALYTICS INC. US92345Y1064	221.85	0.32% 0.71		24/04/29 22:00:00	911,706 202,196,859.07
VERTEX PHARMACEUTICALS IN... US92532F1003	396.20	-0.32% -1.28		24/04/29 22:00:00	604,570 239,757,254.67
WALGREENS BOOTS AL US9314271084	18.02	1.81% 0.32		24/04/29 22:00:00	6,688,832 119,673,985.31
WARNER BROS. DISCOVERY IN... US9344231041	8.15	0.49% 0.04		24/04/29 22:00:00	17,655,387 144,606,759.98
WORKDAY INC. US98138H1014	248.77	-0.90% -2.27		24/04/29 22:00:00	2,182,079 544,615,402.27
XCEL ENERGY INC US98389B1008	54.48	0.96% 0.52		24/04/29 22:00:00	3,884,610 211,771,098.26