

# NASDAQ 100

ISIN: **US6311011026** WKN: -

## Overview

2024/04/29 23:16:01

Price

**17,782.7151**

USD

Difference ▲ 0.36% (64.42)

### General attributes

ISIN	US6311011026
Symbol	-
Country	USA
Instruments in index	101
Type of index	Price Index
Security type	Index

### Market data

Open	17,801.1395 USD
High	17,820.0003 USD
Low	17,671.0325 USD
Close (prev. day)	17,718.2987 USD
Trading volume (m)	963,648
Volume (pcs)	97,790,493,933

### Top 5

Name	Price	+ - (%)	Trend
TESLA INC.	194.05	+15.31	<span style="color: green;">▲</span>
SIRIUS XM ...	3.17	+4.97	<span style="color: green;">▲</span>
ON SEMICON...	70.82	+4.06	<span style="color: green;">▲</span>
MODERNA IN...	111.62	+3.38	<span style="color: green;">▲</span>
BIOGEN IDE...	215.50	+3.16	<span style="color: green;">▲</span>

Intraday 1w 1m 6m 1y 3y

### Flop 5

Name	Price	+ - (%)	Trend
ALPHABET I...	166.15	-3.37	<span style="color: red;">▼</span>
ALPHABET I...	167.90	-3.33	<span style="color: red;">▼</span>
MONGODB IN...	371.94	-3.09	<span style="color: red;">▼</span>
ROPER TECH...	513.58	-2.51	<span style="color: red;">▼</span>
META PLATF...	432.62	-2.41	<span style="color: red;">▼</span>

Intraday 1w 1m 6m 1y 3y

5y



Information about previous performance does not guarantee future performance.  
Source: FactSet

### Recent research

Date	Headline	Download
2024/04/29	Wie reagiert die Fed auf die jüngsten Daten?	
2024/04/26	Week Ahead	
2024/04/26	Wochenausblick	
2024/04/26	Global Equity Ratings	
2024/04/26	Aktienempfehlungen Global	

**Futures and Options**

**Related Futures** -

**Related Options** -

# Details

2024/04/29 23:16:01

Price

**17,782.7151**

USD

Difference



0.36% (64.42)

## General attributes

ISIN US6311011026

Symbol -

Country USA

Security type Index

Instruments in index 101

## Market data

Open 17,801.1395 USD

High 17,820.0003 USD

Low 17,671.0325 USD

Close (prev. day) 17,718.2987 USD

Trading volume (m) 963,648

Volume (pcs) 97,790,493,933

## Performance and Risk

	6m	1y	3y
Perf (%)	+25.40%	+34.25%	+27.29%
Perf (abs.)	+3,602.29	+4,536.73	+3,812.51
Beta	-	-	-
Volatility	15.69	16.51	23.68

5y



Information about previous performance does not guarantee future performance.  
Source: FactSet

## Price data























Ø price 5 days   Ø volume 5 days (pcs.)	17,585.9578 USD (925,245)
Ø price 30 days   Ø volume 30 days (pcs.)	17,919.4217 USD (833,876)
Ø price 100 days   Ø volume 100 days (pcs.)	17,454.2667 USD (885,186)
Ø price 250 days   Ø volume 250 days (pcs.)	15,939.3388 USD (909,945)
YTD High   date	18,464.7036 USD (2024/03/21)
YTD Low   date	16,249.1890 USD (2024/01/05)
52 Weeks High   date	18,464.7036 USD (2024/03/21)
52 Weeks Low   date	12,938.4542 USD (2023/05/04)

## Composition

Name ISIN	Price	Diff % Diff +/-	Performance	Date Time	Turnover Pc. Turnover Money
ADOBE INC. US00724F1012	473.07	-0.94% -4.49		24/04/29 22:00:00	2,954,736 1,401,865,682.13
ADVANCED MICRO DEVICES IN... US0079031078	160.20	1.78% 2.80	█	24/04/29 22:00:00	43,478,221 6,928,603,559.86
AIRBNB INC. CLASS A US0090661010	162.25	-1.21% -1.98		24/04/29 22:00:00	2,312,554 375,589,632.22
ALPHABET INC A US02079K3059	166.15	-3.37% -5.80		24/04/29 22:00:00	45,610,024 7,624,056,371.88
ALPHABET INC. CLASS C US02079K1079	167.90	-3.33% -5.79		24/04/29 22:00:00	35,914,561 6,075,504,938.80
AMAZON.COM INC. US0231351067	180.96	0.75% 1.34	█	24/04/29 22:00:00	54,063,937 9,767,292,979.35
AMERICAN ELECTRIC POWER C... US0255371017	86.67	1.65% 1.41	█	24/04/29 22:00:00	2,853,569 246,605,113.38
AMGEN INC. US0311621009	276.38	2.37% 6.40	█	24/04/29 22:00:00	2,678,969 737,620,498.37
ANALOG DEVICES INC. US0326541051	203.90	0.96% 1.93	█	24/04/29 22:00:00	2,289,166 464,989,686.75
ANSYS INC. US03662Q1058	329.87	-1.16% -3.88		24/04/29 22:00:00	410,685 135,504,190.48
APPLE INC US0378331005	173.50	2.48% 4.20	█	24/04/29 22:00:00	68,169,419 11,886,449,072.76
APPLIED MATERIALS INC US0382221051	205.26	0.92% 1.88	█	24/04/29 22:00:00	2,789,205 569,644,186.32
ASML HOLDING N.V. ADR USN070592100	909.77	-1.00% -9.20		24/04/29 22:00:00	650,763 591,227,507.15
ASTRAZENECA PLC SPON. ADR US0463531089	75.48	0.41% 0.31		24/04/29 22:00:00	7,538,322 570,527,086.28
ATLISSIAN CORP. CLASS A US0494681010	177.07	-1.33% -2.38		24/04/29 22:00:00	2,194,900 389,085,545.92
AUTODESK INC US0527691069	216.78	-0.53% -1.15		24/04/29 22:00:00	1,437,021 310,751,070.52
AUTOMATIC DATA PROCESSING... US0530151036	243.95	0.36% 0.88		24/04/29 22:00:00	1,153,482 281,299,227.11
BAKER HUGHES INC. 'A' US05722G1004	33.22	1.16% 0.38	█	24/04/29 22:00:00	5,156,899 170,493,600.00
BIOGEN IDEC INC. US09062X1037	215.50	3.16% 6.60	█	24/04/29 22:00:00	2,068,019 447,437,200.14
BOOKING HOLDINGS INC. US09857L1089	3,514.80	-0.18% -6.28		24/04/29 22:00:00	146,490 513,993,935.94
BROADCOM INC. US11135F1012	1,338.62	-0.41% -5.45		24/04/29 22:00:00	1,337,179 1,787,602,217.96
CADENCE DESIGN SYSTEMS IN... US1273871087	282.49	0.03% 0.08		24/04/29 22:00:00	1,396,449 393,504,058.12
CDW CORP. US12514G1085	245.94	1.52% 3.68	█	24/04/29 22:00:00	530,967 130,259,707.80

CHARTER COMMUN INC US16119P1084	259.76	2.02% 5.15		24/04/29 22:00:00	1,206,734 313,282,919.45
CINTAS CORP US1729081059	665.83	-0.06% -0.40		24/04/29 22:00:00	269,450 179,119,958.79
CISCO SYSTEMS INC US17275R1023	47.78	-0.17% -0.08		24/04/29 22:00:00	11,599,452 555,051,621.17
COCA-COLA EUROPEAN PARTNE... GB00BDCPN049	72.015	0.72% 0.52		24/04/29 22:00:00	879,541 63,279,308.90
COGNIZANT TECHNOLOGY SOLU... US1924461023	66.53	-0.61% -0.41		24/04/29 22:00:00	5,123,147 342,900,398.83
COMCAST CORP. CLASS A US20030N1019	38.85	0.73% 0.28		24/04/29 22:00:00	14,933,010 579,397,693.20
CONSTELLATION ENERGY CORP... US21037T1097	188.61	0.13% 0.24		24/04/29 22:00:00	2,205,548 416,447,283.13
COPART INC. US2172041061	55.71	-0.04% -0.02		24/04/29 22:00:00	3,324,229 185,200,056.83
COSTAR GROUP INC. US22160N1090	92.50	-0.16% -0.15		24/04/29 22:00:00	1,770,055 163,598,967.62
COSTCO WHOLESALE CORP US22160K1051	726.33	-0.39% -2.85		24/04/29 22:00:00	1,526,906 1,107,121,143.47
CROWDSTRIKE HOLDINGS INC.... US22788C1053	304.04	-0.01% -0.03		24/04/29 22:00:00	1,899,630 581,929,253.15
CSX CORP COM USD1 US1264081035	33.95	-0.12% -0.04		24/04/29 22:00:00	11,084,566 376,072,432.51
DATADOG INC. CLASS A US23804L1035	129.07	-1.81% -2.38		24/04/29 22:00:00	2,730,634 353,880,947.57
DEXCOM INC. US2521311074	125.81	1.18% 1.47		24/04/29 22:00:00	3,846,764 482,549,284.02
DIAMONDBACK ENERGY INC. US25278X1090	205.86	-0.91% -1.90		24/04/29 22:00:00	1,663,394 342,527,789.45
DOLLAR TREE INC US2567461080	118.81	-2.41% -2.93		24/04/29 22:00:00	5,277,182 622,967,679.79
DOORDASH INC. CLASS A US25809K1051	132.12	0.01% 0.01		24/04/29 22:00:00	3,383,769 447,411,456.46
ELECTRONIC ARTS INC. US2855121099	127.90	0.00% 0.00		24/04/29 22:00:00	1,302,157 166,709,415.31
EXELON CORP. US30161N1019	37.72	1.07% 0.40		24/04/29 22:00:00	3,301,766 124,365,393.72
FASTENAL COMPANY US3119001044	68.48	0.45% 0.31		24/04/29 22:00:00	2,823,209 193,003,312.45
FORTINET INC. US34959E1091	64.30	0.19% 0.12		24/04/29 22:00:00	3,824,366 245,514,702.88
GE HEALTHCARE TECHNOLOGIE... US36266G1076	88.94	3.13% 2.70		24/04/29 22:00:00	4,352,997 384,338,918.04
GILEAD SCIENCES INC. US3755581036	65.94	0.79% 0.52		24/04/29 22:00:00	7,838,836 518,485,492.61
GLOBALFOUNDRIES INC. KYG393871085	48.80	0.85% 0.41		24/04/29 22:00:00	686,919 33,534,079.50
HONEYWELL INTERNATIONAL I... US4385161066	193.77	0.17% 0.32		24/04/29 22:00:00	2,593,584 501,197,083.83
IDEXX LABORATORIES INC. US45168D1046	505.34	1.21% 6.04		24/04/29 22:00:00	414,108 209,038,747.04
ILLUMINA INC. US4523271090	124.73	2.00% 2.45		24/04/29 22:00:00	908,814 113,595,690.74
INTEL CORP.	31.36	-1.63%		24/04/29	58,533,264

US4581401001		-0.52		22:00:00	1,836,308,514.99
INTUIT INC. US4612021034	638.39	0.29% 1.84		24/04/29 22:00:00	886,530 566,738,693.34
INTUITIVE SURGICAL INC US46120E6023	374.14	-0.32% -1.19		24/04/29 22:00:00	983,225 368,228,149.01
KEURIG DR PEPPER US49271V1008	33.70	-0.06% -0.02		24/04/29 22:00:00	8,915,713 300,794,342.15
KLA CORP. US4824801009	713.93	1.09% 7.67		24/04/29 22:00:00	931,605 663,423,493.42
KRAFT HEINZ CO. US5007541064	38.65	1.28% 0.49		24/04/29 22:00:00	6,162,978 237,266,880.34
LAM RESEARCH CORP US5128071082	928.81	0.37% 3.44		24/04/29 22:00:00	902,457 835,766,153.81
LINDE PLC IE000S9YS762	445.07	0.43% 1.89		24/04/29 22:00:00	1,260,302 560,425,570.29
LULULEMON ATHLETICA INC. US5500211090	363.96	-0.20% -0.74		24/04/29 22:00:00	1,361,197 493,903,975.04
MARRIOTT INTERNATIONAL IN... US5719032022	240.49	-0.15% -0.35		24/04/29 22:00:00	1,209,117 291,441,914.78
MARVELL TECHNOLOGY INC. US5738741041	68.75	-1.25% -0.87		24/04/29 22:00:00	9,051,769 625,023,040.04
MERCADOLIBRE INC. US58733R1023	1,438.36	2.30% 32.36		24/04/29 22:00:00	334,336 480,052,596.69
META PLATFORMS INC. CLASS... US30303M1027	432.62	-2.41% -10.67		24/04/29 22:00:00	21,502,646 9,308,039,485.40
MICROCHIP TECHNOLOGY INC. US5950171042	93.18	-0.45% -0.42		24/04/29 22:00:00	6,106,692 569,863,330.37
MICRON TECHNOLOGY INC US5951121038	114.36	-0.42% -0.48		24/04/29 22:00:00	14,419,102 1,642,276,303.99
MICROSOFT CORP. US5949181045	402.25	-1.00% -4.07		24/04/29 22:00:00	19,582,091 7,864,461,917.08
MODERNA INC. US60770K1079	111.62	3.38% 3.65		24/04/29 22:00:00	2,610,736 290,876,993.15
MONDELEZ INTERNATIONAL IN... US6092071058	71.83	1.73% 1.22		24/04/29 22:00:00	8,544,752 610,946,299.43
MONGODB INC. CLASS A US60937P1066	371.94	-3.09% -11.86		24/04/29 22:00:00	1,151,170 429,182,583.12
MONSTER BEVERAGE CORP. US61174X1090	54.13	1.42% 0.76		24/04/29 22:00:00	4,163,696 224,629,749.30
NETFLIX INC US64110L1061	559.49	-0.31% -1.74		24/04/29 22:00:00	2,508,882 1,399,068,494.81
NVIDIA CORP. US67066G1040	877.57	0.03% 0.22		24/04/29 22:00:00	38,897,076 33,862,296,004.05
NXP SEMICONDUCTORS NV NL0009538784	247.13	1.83% 4.43		24/04/29 22:00:00	2,976,344 735,338,722.86
O'REILLY AUTOMOTIVE INC. US67103H1077	1,037.04	-0.66% -6.89		24/04/29 22:00:00	299,058 309,561,229.53
OLD DOMINION FREIGHT LINE... US6795801009	184.24	1.00% 1.82		24/04/29 22:00:00	2,372,632 434,705,886.13
ON SEMICONDUCTOR CORP US6821891057	70.82	4.06% 2.76		24/04/29 22:00:00	13,468,215 945,839,681.60
PACCAR INC. US6937181088	113.64	1.50% 1.68		24/04/29 22:00:00	3,813,787 432,815,581.98
PALO ALTO NETWORKS INC. US6974351057	293.41	0.68% 1.99		24/04/29 22:00:00	2,990,255 883,678,214.38

PAYCHEX INC US7043261079	120.81	0.70% 0.84		24/04/29 22:00:00	1,925,934 232,213,463.65
PAYPAL HOLDINGS INC. US70450Y1038	66.99	1.56% 1.03		24/04/29 22:00:00	19,142,350 1,282,465,735.00
PDD HOLDINGS INC SPON ADS... US7223041028	126.82	-1.93% -2.49		24/04/29 22:00:00	7,217,614 916,753,999.06
PEPSICO INC. US7134481081	176.14	0.32% 0.56		24/04/29 22:00:00	3,224,473 566,875,665.15
QUALCOMM INC. US7475251036	169.20	2.14% 3.54		24/04/29 22:00:00	6,623,860 1,112,688,731.69
REGENERON PHARMACEUTICALS... US75886F1075	892.48	1.05% 9.28		24/04/29 22:00:00	369,920 330,142,491.75
ROPER TECHNOLOGIES INC US7766961061	513.58	-2.51% -13.20		24/04/29 22:00:00	698,080 360,536,907.16
ROSS STORES INC US7782961038	131.06	-1.91% -2.55		24/04/29 22:00:00	3,541,723 464,789,925.48
SIRIUS XM HOLDINGS INC. US82968B1035	3.17	4.97% 0.15		24/04/29 22:00:00	22,783,837 71,901,243.65
STARBUCKS CORP US8552441094	88.33	0.09% 0.08		24/04/29 22:00:00	8,522,833 751,795,251.27
SYNOPSIS INC. US8716071076	544.76	0.20% 1.10		24/04/29 22:00:00	647,541 352,728,162.72
T-MOBILE US INC. US8725901040	164.25	0.18% 0.29		24/04/29 22:00:00	3,451,380 566,514,671.40
TAKE-TWO INTERACTIVE SOFT... US8740541094	144.27	-0.14% -0.20		24/04/29 22:00:00	1,319,144 190,718,365.99
TESLA INC. US88160R1014	194.05	15.31% 25.76		24/04/29 22:00:00	243,869,678 46,717,050,718.55
TEXAS INSTRUMENTS INC US8825081040	179.29	1.02% 1.81		24/04/29 22:00:00	4,191,467 749,251,448.14
THE TRADE DESK INC. CLASS... US88339J1051	84.50	-0.27% -0.23		24/04/29 22:00:00	1,757,132 148,379,715.95
VERISK ANALYTICS INC. US92345Y1064	221.85	0.32% 0.71		24/04/29 22:00:00	911,706 202,196,859.07
VERTEX PHARMACEUTICALS IN... US92532F1003	396.20	-0.32% -1.28		24/04/29 22:00:00	604,570 239,757,254.67
WALGREENS BOOTS AL US9314271084	18.02	1.81% 0.32		24/04/29 22:00:00	6,688,832 119,673,985.31
WARNER BROS. DISCOVERY IN... US9344231041	8.15	0.49% 0.04		24/04/29 22:00:00	17,655,387 144,606,759.98
WORKDAY INC. US98138H1014	248.77	-0.90% -2.27		24/04/29 22:00:00	2,182,079 544,615,402.27
XCEL ENERGY INC US98389B1008	54.48	0.96% 0.52		24/04/29 22:00:00	3,884,610 211,771,098.26