

NASDAQ 100

ISIN: **US6311011026** WKN: -

Übersicht

29.04.2024 23:07:53

Kurs

17.782,7151

USD

Differenz ▲ 0,36% (64,42)

Stammdaten

ISIN US6311011026

Symbol -

Land USA

Anzahl der enthaltenen Werte im Index 101

Index-Typ Kursindex

Wertpapierkategorie Index

Marktdaten

Eröffnung 17.801,1395 USD

Hoch 17.820,0003 USD

Tief 17.671,0325 USD

Schluss Vortag 17.718,2987 USD

Volumen (Mio.) 963.648

Volumen (Stück) 97.790.493.933

Top 5

Name	Kurs	+ - (%)	Trend
TESLA INC.	194,05	+15,31	▲
SIRIUS XM ...	3,17	+4,97	▲
ON SEMICON...	70,82	+4,06	▲
MODERNA IN...	111,62	+3,38	▲
BIOGEN IDE...	215,50	+3,16	▲

Intraday 1W 1M 6M 1J 3J

Flop 5

Name	Kurs	+ - (%)	Trend
ALPHABET I...	166,15	-3,37	▼
ALPHABET I...	167,90	-3,33	▼
MONGODB IN...	371,94	-3,09	▼
ROPER TECH...	513,58	-2,51	▼
META PLATF...	432,62	-2,41	▼

5J



Die Wertentwicklung der Vergangenheit lässt keine verlässlichen Rückschlüsse auf die zukünftige Entwicklung eines Finanzinstruments zu.

Quelle: FactSet

Aktuellstes Research

Märkte		
Datum	Überschrift	Download
29.04.2024	🇩🇪 Wie reagiert die Fed auf die jüngsten Daten?	
26.04.2024	🇬🇧 Week Ahead	
26.04.2024	🇩🇪 Wochenausblick	
26.04.2024	🇬🇧 Global Equity Ratings	
26.04.2024	🇩🇪 Aktienempfehlungen Global	

Intraday 1W 1M 6M 1J 3J

Futures und Optionen

Zugehörige Futures -

Zugehörige Optionen -

Details

29.04.2024 23:07:53

Kurs

17.782,7151

USD

Differenz ▲ 0,36% (64,42)

Stammdaten

ISIN	US6311011026
Symbol	-
Land	USA
Wertpapierkategorie	Index
Anzahl der enthaltenen Werte im Index	101

Marktdaten

Eröffnung	17.801,1395 USD
Hoch	17.820,0003 USD
Tief	17.671,0325 USD
Schluss Vortag	17.718,2987 USD
Volumen (Mio.)	963.648
Volumen (Stück)	97.790.493.933

Performance und Risiko

	6M	1J	3J
Perf (%)	+25,40%	+34,25%	+27,29%
Perf (abs.)	+3.602,29	+4.536,73	+3.812,51
Beta	-	-	-
Volatilität	15,69	16,51	23,68



Die Wertentwicklung der Vergangenheit lässt keine verlässlichen Rückschlüsse auf die zukünftige Entwicklung eines Finanzinstruments zu.





























Quelle: FactSet

Kursdaten























Ø Kurs 5 Tage Ø Volumen 5 Tage (Stk.)	17.585,9578 USD (925.245)
Ø Kurs 30 Tage Ø Volumen 30 Tage (Stk.)	17.919,4217 USD (833.876)
Ø Kurs 100 Tage Ø Volumen 100 Tage (Stk.)	17.454,2667 USD (885.186)
Ø Kurs 250 Tage Ø Volumen 250 Tage	15.939,3388 USD (909.945)
Hoch seit 1.1. Datum	18.464,7036 USD (21.03.2024)
Tief seit 1.1. Datum	16.249,1890 USD (05.01.2024)
52 Wochen Hoch Datum	18.464,7036 USD (21.03.2024)
52 Wochen Tief Datum	12.938,4542 USD (04.05.2023)

Enthaltene Werte

Name ISIN	Kurs	Diff % Diff /-	Performance	Datum Zeit	Gehandelte Stück Umsatz Geld
ADOBE INC. US00724F1012	473,07	-0,94% -4,49		29.04.24 22:00:00	2.952.159 1.400.646.219,32
ADVANCED MICRO DEVICES IN... US0079031078	160,20	1,78% 2,80	█	29.04.24 22:00:00	43.351.882 6.908.303.371,83
AIRBNB INC. CLASS A US0090661010	162,25	-1,21% -1,98		29.04.24 22:00:00	2.308.360 374.903.277,46
ALPHABET INC A US02079K3059	166,15	-3,37% -5,80		29.04.24 22:00:00	45.523.071 7.609.612.215,02
ALPHABET INC. CLASS C US02079K1079	167,90	-3,33% -5,79		29.04.24 22:00:00	35.869.864 6.068.006.353,83
AMAZON.COM INC. US0231351067	180,96	0,75% 1,34	█	29.04.24 22:00:00	52.729.260 9.525.782.502,48
AMERICAN ELECTRIC POWER C... US0255371017	86,67	1,65% 1,41	█	29.04.24 22:00:00	2.852.833 246.541.301,68
AMGEN INC. US0311621009	276,38	2,37% 6,40	█	29.04.24 22:00:00	2.678.879 737.595.244,05
ANALOG DEVICES INC. US0326541051	203,90	0,96% 1,93	█	29.04.24 22:00:00	2.287.864 464.723.133,18
ANSYS INC. US03662Q1058	329,87	-1,16% -3,88		29.04.24 22:00:00	410.685 135.504.190,48
APPLE INC US0378331005	173,50	2,48% 4,20	█	29.04.24 22:00:00	66.343.245 11.569.599.891,26
APPLIED MATERIALS INC US0382221051	205,26	0,92% 1,88	█	29.04.24 22:00:00	2.785.212 568.823.029,80
ASML HOLDING N.V. ADR USN070592100	909,77	-1,00% -9,20		29.04.24 22:00:00	650.441 590.935.368,97
ASTRAZENECA PLC SPON. ADR US0463531089	75,48	0,41% 0,31	█	29.04.24 22:00:00	5.518.698 418.086.076,82
ATLISSIAN CORP. CLASS A US0494681010	177,07	-1,33% -2,38		29.04.24 22:00:00	2.194.302 388.979.838,78
AUTODESK INC US0527691069	216,78	-0,53% -1,15		29.04.24 22:00:00	1.437.016 310.749.977,69
AUTOMATIC DATA PROCESSING... US0530151036	243,95	0,36% 0,88	█	29.04.24 22:00:00	1.131.478 275.931.353,19
BAKER HUGHES INC. 'A' US05722G1004	33,22	1,16% 0,38	█	29.04.24 22:00:00	5.156.894 170.493.433,70
BIOGEN IDEC INC. US09062X1037	215,50	3,16% 6,60	█	29.04.24 22:00:00	2.067.855 447.401.841,37
BOOKING HOLDINGS INC. US09857L1089	3.514,80	-0,18% -6,28		29.04.24 22:00:00	144.974 508.665.525,46
BROADCOM INC. US11135F1012	1.338,62	-0,41% -5,45		29.04.24 22:00:00	1.297.076 1.733.920.194,14
CADENCE DESIGN SYSTEMS IN... US1273871087	282,49	0,03% 0,08	█	29.04.24 22:00:00	1.396.290 393.459.132,72
CDW CORP. US12514G1085	245,94	1,52% 3,68	█	29.04.24 22:00:00	530.967 130.259.707,80

CHARTER COMMUNICATIONS IN... US16119P1084	259,76	2,02% 5,15		29.04.24 22:00:00	1.206.704 313.274.917,70
CINTAS CORP US1729081059	665,83	-0,06% -0,40		29.04.24 22:00:00	269.440 179.113.298,79
CISCO SYSTEMS INC US17275R1023	47,78	-0,17% -0,08		29.04.24 22:00:00	11.486.175 549.639.339,48
COCA-COLA EUROPEAN PARTNE... GB00BDCPN049	72,015	0,72% 0,52		29.04.24 22:00:00	879.541 63.279.308,90
COGNIZANT TECHNOLOGY SOLU... US1924461023	66,53	-0,61% -0,41		29.04.24 22:00:00	5.122.939 342.886.535,61
COMCAST CORP. CLASS A US20030N1019	38,85	0,73% 0,28		29.04.24 22:00:00	14.930.984 579.318.975,86
CONSTELLATION ENERGY CORP... US21037T1097	188,61	0,13% 0,24		29.04.24 22:00:00	1.907.636 360.258.582,80
COPART INC. US2172041061	55,71	-0,04% -0,02		29.04.24 22:00:00	3.324.203 185.198.601,74
COSTAR GROUP INC. US22160N1090	92,50	-0,16% -0,15		29.04.24 22:00:00	1.770.049 163.598.405,83
COSTCO WHOLESALE CORP US22160K1051	726,33	-0,39% -2,85		29.04.24 22:00:00	1.517.629 1.100.383.896,81
CROWDSTRIKE HOLDINGS INC.... US22788C1053	304,04	-0,01% -0,03		29.04.24 22:00:00	1.897.631 581.323.096,17
CSX CORP. REGISTERED SHAR... US1264081035	33,95	-0,12% -0,04		29.04.24 22:00:00	11.084.048 376.054.883,32
DATADOG INC. CLASS A US23804L1035	129,07	-1,81% -2,38		29.04.24 22:00:00	2.730.329 353.841.565,39
DEXCOM INC. US2521311074	125,81	1,18% 1,47		29.04.24 22:00:00	3.845.898 482.439.977,70
DIAMONDBACK ENERGY INC. US25278X1090	205,86	-0,91% -1,90		29.04.24 22:00:00	1.607.087 330.936.528,62
DOLLAR TREE INC US2567461080	118,81	-2,41% -2,93		29.04.24 22:00:00	5.275.404 622.756.815,42
DOORDASH INC. CLASS A US25809K1051	132,12	0,01% 0,01		29.04.24 22:00:00	3.383.718 447.404.708,08
ELECTRONIC ARTS INC. US2855121099	127,90	0,00% 0,00		29.04.24 22:00:00	1.302.149 166.708.377,10
EXELON CORP. US30161N1019	37,72	1,07% 0,40		29.04.24 22:00:00	3.288.448 123.863.038,67
FASTENAL COMPANY US3119001044	68,48	0,45% 0,31		29.04.24 22:00:00	2.822.341 192.943.642,99
FORTINET INC. US34959E1091	64,30	0,19% 0,12		29.04.24 22:00:00	3.824.113 245.498.427,13
GE HEALTHCARE TECHNOLOGIE... US36266G1076	88,94	3,13% 2,70		29.04.24 22:00:00	4.351.515 384.206.486,52
GILEAD SCIENCES INC. US3755581036	65,94	0,79% 0,52		29.04.24 22:00:00	7.400.744 489.596.168,80
GLOBALFOUNDRIES INC. KYG393871085	48,80	0,85% 0,41		29.04.24 22:00:00	686.915 33.533.883,94
HONEYWELL INTERNATIONAL I... US4385161066	193,77	0,17% 0,32		29.04.24 22:00:00	2.593.487 501.178.284,59
IDEXX LABORATORIES INC. US45168D1046	505,34	1,21% 6,04		29.04.24 22:00:00	414.069 209.019.060,13
ILLUMINA INC. US4523271090	124,73	2,00% 2,45		29.04.24 22:00:00	908.771 113.590.322,27
INTEL CORP.	31,36	-1,63%		29.04.24	58.426.554

US4581401001		-0,52		22:00:00	1.832.959.977,34
INTUIT INC. US4612021034	638,39	0,29% 1,84		29.04.24 22:00:00	886.462 566.695.328,06
INTUITIVE SURGICAL INC US46120E6023	374,14	-0,32% -1,19		29.04.24 22:00:00	924.039 346.084.162,90
KEURIG DR PEPPER INC US49271V1008	33,70	-0,06% -0,02		29.04.24 22:00:00	8.915.688 300.793.500,31
KLA CORP. US4824801009	713,93	1,09% 7,67		29.04.24 22:00:00	899.799 640.716.674,79
KRAFT HEINZ CO. US5007541064	38,65	1,28% 0,49		29.04.24 22:00:00	6.162.398 237.244.458,48
LAM RESEARCH CORP US5128071082	928,81	0,37% 3,44		29.04.24 22:00:00	878.587 813.596.100,57
LINDE PLC IE000S9YS762	445,07	0,43% 1,89		29.04.24 22:00:00	1.225.694 545.022.613,76
LULULEMON ATHLETICA INC. US5500211090	363,96	-0,20% -0,74		29.04.24 22:00:00	1.360.758 493.744.359,53
MARRIOTT INTERNATIONAL IN... US5719032022	240,49	-0,15% -0,35		29.04.24 22:00:00	1.208.913 291.392.858,35
MARVELL TECHNOLOGY INC. US5738741041	68,75	-1,25% -0,87		29.04.24 22:00:00	9.050.059 624.905.460,92
MERCADOLIBRE INC. US58733R1023	1.438,36	2,30% 32,36		29.04.24 22:00:00	334.105 479.718.323,13
META PLATFORMS INC. CLASS... US30303M1027	432,62	-2,41% -10,67		29.04.24 22:00:00	21.457.431 9.288.545.891,37
MICROCHIP TECHNOLOGY INC. US5950171042	93,18	-0,45% -0,42		29.04.24 22:00:00	6.105.060 569.711.089,65
MICRON TECHNOLOGY INC US5951121038	114,36	-0,42% -0,48		29.04.24 22:00:00	14.404.268 1.640.584.689,65
MICROSOFT CORP. US5949181045	402,25	-1,00% -4,07		29.04.24 22:00:00	19.302.515 7.752.124.844,49
MODERNA INC. US60770K1079	111,62	3,38% 3,65		29.04.24 22:00:00	2.609.229 290.708.767,15
MONDELEZ INTERNATIONAL IN... US6092071058	71,83	1,73% 1,22		29.04.24 22:00:00	8.544.264 610.911.343,16
MONGODB INC. CLASS A US60937P1066	371,94	-3,09% -11,86		29.04.24 22:00:00	1.150.594 428.968.061,75
MONSTER BEVERAGE CORP. US61174X1090	54,13	1,42% 0,76		29.04.24 22:00:00	4.034.971 217.661.853,22
NETFLIX INC US64110L1061	559,49	-0,31% -1,74		29.04.24 22:00:00	2.506.887 1.397.954.540,60
NVIDIA CORP. US67066G1040	877,57	0,03% 0,22		29.04.24 22:00:00	38.730.138 33.716.362.801,02
NXP SEMICONDUCTORS NV NL0009538784	247,13	1,83% 4,43		29.04.24 22:00:00	2.938.457 725.476.028,05
O'REILLY AUTOMOTIVE INC. US67103H1077	1.037,04	-0,66% -6,89		29.04.24 22:00:00	299.058 309.561.229,53
OLD DOMINION FREIGHT LINE... US6795801009	184,24	1,00% 1,82		29.04.24 22:00:00	2.372.611 434.702.022,13
ON SEMICONDUCTOR CORP US6821891057	70,82	4,06% 2,76		29.04.24 22:00:00	13.463.404 945.498.651,77
PACCAR INC. US6937181088	113,64	1,50% 1,68		29.04.24 22:00:00	3.792.325 430.376.409,03
PALO ALTO NETWORKS INC. US6974351057	293,41	0,68% 1,99		29.04.24 22:00:00	2.982.143 881.305.101,48

PAYCHEX INC US7043261079	120,81	0,70% 0,84		29.04.24 22:00:00	1.925.934 232.213.463,65
PAYPAL HOLDINGS INC. US70450Y1038	66,99	1,56% 1,03		29.04.24 22:00:00	18.980.162 1.271.558.317,87
PEPSICO INC. US7134481081	176,14	0,32% 0,56		29.04.24 22:00:00	3.223.825 566.761.603,82
PINDUODUO INC. REG. SHS (... US7223041028	126,82	-1,93% -2,49		29.04.24 22:00:00	5.364.296 681.715.939,61
QUALCOMM INC. US7475251036	169,20	2,14% 3,54		29.04.24 22:00:00	6.618.673 1.111.811.114,50
REGENERON PHARMACEUTICALS... US75886F1075	892,48	1,05% 9,28		29.04.24 22:00:00	369.878 330.104.750,80
ROPER TECHNOLOGIES INC US7766961061	513,58	-2,51% -13,20		29.04.24 22:00:00	691.074 356.938.791,78
ROSS STORES INC US7782961038	131,06	-1,91% -2,55		29.04.24 22:00:00	3.541.723 464.789.925,48
SIRIUS XM HOLDINGS INC. US82968B1035	3,17	4,97% 0,15		29.04.24 22:00:00	22.752.506 71.801.408,37
STARBUCKS CORP US8552441094	88,33	0,09% 0,08		29.04.24 22:00:00	8.277.999 730.169.188,88
SYNOPSIS INC. US8716071076	544,76	0,20% 1,10		29.04.24 22:00:00	647.496 352.703.690,15
T-MOBILE US INC. US8725901040	164,25	0,18% 0,29		29.04.24 22:00:00	3.450.995 566.451.530,24
TAKE-TWO INTERACTIVE SOFT... US8740541094	144,27	-0,14% -0,20		29.04.24 22:00:00	1.319.084 190.709.668,49
TESLA INC. US88160R1014	194,05	15,31% 25,76		29.04.24 22:00:00	242.378.114 46.428.924.095,79
TEXAS INSTRUMENTS INC US8825081040	179,29	1,02% 1,81		29.04.24 22:00:00	4.191.027 749.172.756,85
THE TRADE DESK INC. CLASS... US88339J1051	84,50	-0,27% -0,23		29.04.24 22:00:00	1.756.412 148.318.818,04
VERISK ANALYTICS INC. US92345Y1064	221,85	0,32% 0,71		29.04.24 22:00:00	900.506 199.712.139,07
VERTEX PHARMACEUTICALS IN... US92532F1003	396,20	-0,32% -1,28		29.04.24 22:00:00	604.508 239.732.721,51
WALGREENS BOOTS ALLIANCE ... US9314271084	18,02	1,81% 0,32		29.04.24 22:00:00	6.684.136 119.589.488,25
WARNER BROS. DISCOVERY IN... US9344231041	8,15	0,49% 0,04		29.04.24 22:00:00	17.622.276 144.337.169,31
WORKDAY INC. US98138H1014	248,77	-0,90% -2,27		29.04.24 22:00:00	2.182.019 544.600.487,39
XCEL ENERGY INC. US98389B1008	54,48	0,96% 0,52		29.04.24 22:00:00	3.884.502 211.765.206,83