

NASDAQ 100

ISIN: **US6311011026** WKN: -

Übersicht

23.04.2024 22:40:09

Kurs

17.471,4714

USD

Differenz ➔ **1,51%** (260,59)

Stammdaten

ISIN US6311011026

Symbol -

Land USA

Anzahl der enthaltenen Werte im Index 101

Index-Typ Kursindex

Wertpapierkategorie Index

Top 5

Name	Kurs	+ - (%)	Trend
MONGODB IN...	366,31	+7,69	➔
PALO ALTO ...	293,64	+4,25	➔
THE TRADE ...	81,07	+4,24	➔
NETFLIX IN...	577,515	+4,13	➔
OLD DOMINI...	219,315	+3,65	➔

Intraday 1W 1M 6M 1J 3J

Flop 5

Name	Kurs	+ - (%)	Trend
PEPSICO IN...	171,33	-2,91	➔
CADENCE DE...	281,76	-1,14	➔
WALGREENS ...	18,045	-0,96	➔
COSTAR GRO...	84,62	-0,81	➔
COGNIZANT ...	67,77	-0,63	➔

Intraday 1W 1M 6M 1J 3J



Die Wertentwicklung der Vergangenheit lässt keine verlässlichen Rückschlüsse auf die zukünftige Entwicklung eines Finanzinstruments zu.

Quelle: FactSet

Aktuellstes Research

Märkte	Datum	Überschrift	Download
	19.04.2024	Week Ahead	⬇
	19.04.2024	Wochenausblick	⬇
	12.04.2024	Wochenausblick	⬇
	12.04.2024	Week Ahead	⬇
	08.04.2024	Erste Group Research	

**Nähere Infos zu den Ländern &
Regionen**

➤ Märkte nach Region

Details

23.04.2024 22:40:09

Kurs

17.471,4714

USD

Differenz ▲ 1,51% (260,59)

Stammdaten

ISIN	US6311011026
Symbol	-
Land	USA
Wertpapierkategorie	Index
Anzahl der enthaltenen Werte im Index	101

Marktdaten

Eröffnung	17.297,2387 USD
Hoch	17.513,3072 USD
Tief	17.277,2548 USD
Schluss Vortag	17.210,8856 USD
Volumen (Mio.)	760.009
Volumen (Stück)	67.551.719.740

Performance und Risiko

	6M	1J	3J
Perf (%)	+19,63%	+34,39%	+25,32%
Perf (abs.)	+2.866,62	+4.470,70	+3.530,03
Beta	-	-	-
Volatilität	16,32	16,75	23,67



Die Wertentwicklung der Vergangenheit lässt keine verlässlichen Rückschlüsse auf die zukünftige Entwicklung eines Finanzinstruments zu.

Quelle: FactSet



























Kursdaten























Ø Kurs 5 Tage Ø Volumen 5 Tage (Stk.)	17.321,5877 USD (810.112)
Ø Kurs 30 Tage Ø Volumen 30 Tage (Stk.)	17.974,4990 USD (845.030)
Ø Kurs 100 Tage Ø Volumen 100 Tage (Stk.)	17.387,4107 USD (883.256)
Ø Kurs 250 Tage Ø Volumen 250 Tage	15.867,2814 USD (911.075)
Hoch seit 1.1. Datum	18.464,7036 USD (21.03.2024)
Tief seit 1.1. Datum	16.249,1890 USD (05.01.2024)
52 Wochen Hoch Datum	18.464,7036 USD (21.03.2024)
52 Wochen Tief Datum	12.724,2429 USD (25.04.2023)

Enthaltene Werte

Name ISIN	Kurs	Diff % Diff /-	Performance	Datum Zeit	Gehandelte Stück Umsatz Geld
ADOBE INC. US00724F1012	472,92	1,29% 6,03		23.04.24 22:00:05	2.052.661 968.122.876,52
ADVANCED MICRO DEVICES IN... US0079031078	152,24	2,42% 3,60		23.04.24 22:00:05	45.494.221 6.933.927.420,78
AIRBNB INC. CLASS A US0090661010	160,95	2,77% 4,34		23.04.24 22:00:00	3.431.325 549.469.387,05
ALPHABET INC A US02079K3059	158,27	1,27% 1,99		23.04.24 22:00:06	20.703.331 3.273.715.488,68
ALPHABET INC. CLASS C US02079K1079	159,92	1,25% 1,97		23.04.24 22:00:00	15.711.361 2.509.602.205,47
AMAZON.COM INC. US0231351067	179,515	1,29% 2,29		23.04.24 22:00:06	35.830.289 6.395.582.748,43
AMERICAN ELECTRIC POWER C... US0255371017	85,545	0,76% 0,65		23.04.24 22:00:06	3.468.019 296.165.341,37
AMGEN INC. US0311621009	273,64	0,64% 1,73		23.04.24 22:00:00	2.492.755 681.971.671,68
ANALOG DEVICES INC. US0326541051	189,99	1,98% 3,68		23.04.24 22:00:05	4.105.867 779.797.086,67
ANSYS INC. US03662Q1058	325,97	0,36% 1,16		23.04.24 22:00:00	175.140 57.156.264,45
APPLE INC US0378331005	166,82	0,59% 0,98		23.04.24 22:00:06	48.957.529 8.152.455.469,33
APPLIED MATERIALS INC US0382221051	193,24	2,00% 3,78		23.04.24 22:00:00	4.181.671 805.911.777,10
ASML HOLDING N.V. ADR USN070592100	901,57	3,39% 29,52		23.04.24 22:00:00	989.453 886.645.658,54
ASTRAZENECA PLC SPON. ADR US0463531089	70,85	1,03% 0,72		23.04.24 22:00:00	5.555.414 392.737.160,06
ATLISSIAN CORP. CLASS A US0494681010	199,44	2,66% 5,17		23.04.24 22:00:00	954.491 190.327.635,72
AUTODESK INC US0527691069	217,91	0,36% 0,78		23.04.24 22:00:06	1.500.194 327.183.943,23
AUTOMATIC DATA PROCESSING... US0530151036	246,81	0,20% 0,50		23.04.24 22:00:01	1.585.527 391.583.233,50
BAKER HUGHES INC. 'A' US05722G1004	33,02	1,73% 0,56		23.04.24 22:00:06	7.384.164 242.973.494,76
BIODEN IDEC INC. US09062X1037	193,18	-0,48% -0,93		23.04.24 22:00:00	1.437.979 278.609.036,11
BOOKING HOLDINGS INC. US09857L1089	3.533,99	2,05% 70,99		23.04.24 22:00:00	151.624 534.296.950,41
BROADCOM INC. US11135F1012	1.248,70	1,98% 24,24		23.04.24 22:00:04	2.182.595 2.722.690.471,92
CADENCE DESIGN SYSTEMS IN... US1273871087	281,76	-1,14% -3,26		23.04.24 22:00:00	4.511.278 1.265.815.355,66
CDW CORP. US12514G1085	240,47	1,19% 2,83		23.04.24 22:00:00	475.902 114.387.672,20

CHARTER COMMUNICATIONS IN... US16119P1084	266,35	0,48% 1,27		23.04.24 22:00:06	966.390 259.231.671,38
CINTAS CORP US1729081059	666,33	0,20% 1,33		23.04.24 22:00:00	542.380 361.812.121,72
CISCO SYSTEMS INC US17275R1023	48,30	0,33% 0,16		23.04.24 22:00:06	15.546.040 751.229.578,72
COCA-COLA EUROPEAN PARTNE... GB00BDCPN049	69,14	0,06% 0,04		23.04.24 22:00:04	1.184.377 81.860.642,84
COGNIZANT TECHNOLOGY SOLU... US1924461023	67,77	-0,63% -0,43		23.04.24 22:00:04	2.802.273 190.208.485,97
COMCAST CORP. CLASS A US20030N1019	40,36	-0,52% -0,21		23.04.24 22:00:04	15.129.894 613.344.741,54
CONSTELLATION ENERGY CORP... US21037T1097	188,32	2,78% 5,10		23.04.24 22:00:01	2.262.296 425.641.104,20
COPART INC. US2172041061	54,30	1,88% 1,00		23.04.24 22:00:01	3.565.934 193.137.621,18
COSTAR GROUP INC. US22160N1090	84,62	-0,81% -0,69		23.04.24 22:00:00	3.018.095 256.843.813,11
COSTCO WHOLESALE CORP US22160K1051	722,68	1,01% 7,22		23.04.24 22:00:00	1.172.487 846.152.601,28
CROWDSTRIKE HOLDINGS INC.... US22788C1053	299,65	3,63% 10,50		23.04.24 22:00:05	2.582.949 772.518.097,75
CSX CORP. REGISTERED SHAR... US1264081035	34,70	0,23% 0,08		23.04.24 22:00:06	16.351.101 567.823.462,10
DATADOG INC. CLASS A US23804L1035	126,47	3,60% 4,40		23.04.24 22:00:04	5.094.275 646.922.562,99
DEXCOM INC. US2521311074	134,00	1,89% 2,48		23.04.24 22:00:00	2.005.520 268.942.717,38
DIAMONDBACK ENERGY INC. US25278X1090	204,37	0,88% 1,79		23.04.24 22:00:00	958.840 194.901.641,93
DOLLAR TREE INC US2567461080	122,56	0,71% 0,87		23.04.24 22:00:00	2.164.709 264.437.834,43
DOORDASH INC. CLASS A US25809K1051	129,36	1,64% 2,09		23.04.24 22:00:00	2.447.286 316.859.771,08
ELECTRONIC ARTS INC. US2855121099	127,17	0,04% 0,05		23.04.24 22:00:03	1.386.636 176.536.965,31
EXELON CORP. US30161N1019	37,57	-0,27% -0,10		23.04.24 22:00:03	5.205.911 195.983.938,19
FASTENAL COMPANY US3119001044	67,51	0,09% 0,06		23.04.24 22:00:00	3.655.925 247.403.352,31
FORTINET INC. US34959E1091	64,80	1,74% 1,11		23.04.24 22:00:04	3.528.067 228.092.498,35
GE HEALTHCARE TECHNOLOGIE... US36266G1076	86,21	2,25% 1,90		23.04.24 22:00:02	1.948.585 167.815.546,90
GILEAD SCIENCES INC. US3755581036	67,03	0,12% 0,08		23.04.24 22:00:00	5.222.538 350.963.482,07
GLOBALFOUNDRIES INC. KYG393871085	46,35	-0,04% -0,02		23.04.24 22:00:00	1.114.501 51.825.787,86
HONEYWELL INTERNATIONAL I... US4385161066	196,16	0,30% 0,58		23.04.24 22:00:00	2.554.614 501.481.584,09
IDEXX LABORATORIES INC. US45168D1046	493,80	2,97% 14,23		23.04.24 22:00:00	542.387 266.625.500,60
ILLUMINA INC. US4523271090	124,46	3,50% 4,21		23.04.24 22:00:00	1.302.048 162.436.915,37
INTEL CORP.	34,27	-0,41%		23.04.24	42.447.036

US4581401001		-0,14		22:00:06	1.458.567.929,63
INTUIT INC. US4612021034	630,88	3,46% 21,11		23.04.24 22:00:00	1.457.930 917.921.616,80
INTUITIVE SURGICAL INC US46120E6023	377,00	2,19% 8,07		23.04.24 22:00:01	1.836.588 691.773.564,74
KEURIG DR PEPPER INC US49271V1008	31,76	0,00% 0,00		23.04.24 22:00:06	7.894.217 250.471.535,75
KLA CORP. US4824801009	648,99	2,42% 15,35		23.04.24 22:00:01	707.713 458.844.119,27
KRAFT HEINZ CO. US5007541064	38,09	-0,16% -0,06		23.04.24 22:00:01	5.848.139 222.887.564,29
LAM RESEARCH CORP US5128071082	887,935	2,29% 19,86		23.04.24 22:00:05	974.023 862.063.118,63
LINDE PLC IE000S9YS762	445,06	-0,43% -1,91		23.04.24 22:00:00	1.465.606 652.990.364,72
LULULEMON ATHLETICA INC. US5500211090	364,59	0,77% 2,80		23.04.24 22:00:04	1.584.946 577.361.718,17
MARRIOTT INTERNATIONAL IN... US5719032022	239,71	0,97% 2,30		23.04.24 22:00:00	1.194.361 285.687.686,65
MARVELL TECHNOLOGY INC. US5738741041	63,90	1,62% 1,02		23.04.24 22:00:06	8.004.611 511.740.430,02
MERCADOLIBRE INC. US58733R1023	1.395,00	1,96% 26,77		23.04.24 22:00:00	414.455 577.594.940,24
META PLATFORMS INC. CLASS... US30303M1027	495,775	2,92% 14,05		23.04.24 22:00:06	14.791.229 7.310.294.778,86
MICROCHIP TECHNOLOGY INC. US5950171042	86,21	3,21% 2,68		23.04.24 22:00:05	5.306.447 457.182.931,22
MICRON TECHNOLOGY INC US5951121038	112,47	3,07% 3,35		23.04.24 22:00:05	17.632.085 1.972.260.292,68
MICROSOFT CORP. US5949181045	407,055	1,52% 6,10		23.04.24 22:00:05	14.999.941 6.102.331.541,28
MODERNA INC. US60770K1079	107,89	3,28% 3,43		23.04.24 22:00:00	2.392.777 256.829.373,97
MONDELEZ INTERNATIONAL IN... US6092071058	70,76	1,94% 1,35		23.04.24 22:00:05	15.793.320 1.112.092.738,95
MONGODB INC. CLASS A US60937P1066	366,31	7,69% 26,15		23.04.24 22:00:00	1.737.295 627.707.571,86
MONSTER BEVERAGE CORP. US61174X1090	53,73	0,24% 0,13		23.04.24 22:00:00	5.631.683 301.476.964,45
NETFLIX INC US64110L1061	577,515	4,13% 22,92		23.04.24 22:00:05	4.943.026 2.827.975.944,49
NVIDIA CORP. US67066G1040	824,18	3,65% 29,00		23.04.24 22:00:06	43.186.785 35.370.951.748,49
NXP SEMICONDUCTORS NV NL0009538784	225,69	3,22% 7,03		23.04.24 22:00:05	2.703.459 609.079.980,97
O'REILLY AUTOMOTIVE INC. US67103H1077	1.092,35	0,08% 0,89		23.04.24 22:00:00	330.811 361.336.340,84
OLD DOMINION FREIGHT LINE... US6795801009	219,315	3,65% 7,73		23.04.24 22:00:01	1.437.715 313.853.632,64
ON SEMICONDUCTOR CORP US6821891057	61,69	1,71% 1,04		23.04.24 22:00:05	6.658.958 409.738.159,94
PACCAR INC. US6937181088	113,32	0,66% 0,74		23.04.24 22:00:00	2.399.675 271.503.833,84
PALO ALTO NETWORKS INC. US6974351057	293,64	4,25% 11,96		23.04.24 22:00:03	4.040.614 1.178.587.805,65

PAYCHEX INC US7043261079	121,62	0,32% 0,39		23.04.24 22:00:00	1.218.114 148.225.260,99
PAYPAL HOLDINGS INC. US70450Y1038	64,46	2,01% 1,27		23.04.24 22:00:00	8.742.903 562.291.100,24
PEPSICO INC. US7134481081	171,33	-2,91% -5,13		23.04.24 22:00:02	9.059.115 1.558.701.180,17
PINDUODUO INC. REG. SHS (... US7223041028	128,03	3,13% 3,89		23.04.24 22:00:03	14.494.557 1.849.390.329,42
QUALCOMM INC. US7475251036	161,36	0,74% 1,18		23.04.24 22:00:06	6.521.434 1.051.722.201,10
REGENERON PHARMACEUTICALS... US75886F1075	907,32	0,80% 7,16		23.04.24 22:00:00	336.832 305.749.048,51
ROPER TECHNOLOGIES INC US7766961061	539,62	0,09% 0,51		23.04.24 22:00:00	372.859 201.659.202,59
ROSS STORES INC US7782961038	133,085	-0,51% -0,69		23.04.24 22:00:02	2.590.106 345.530.608,01
SIRIUS XM HOLDINGS INC. US82968B1035	3,155	0,80% 0,03		23.04.24 22:00:00	16.184.002 51.357.887,92
STARBUCKS CORP US8552441094	87,87	-0,35% -0,31		23.04.24 22:00:00	5.647.214 496.451.525,75
SYNOPSIS INC. US8716071076	527,50	2,33% 12,01		23.04.24 22:00:00	1.477.417 778.788.004,28
T-MOBILE US INC. US8725901040	163,20	0,52% 0,84		23.04.24 22:00:06	4.150.741 677.961.945,60
TAKE-TWO INTERACTIVE SOFT... US8740541094	141,72	1,26% 1,76		23.04.24 22:00:04	1.257.569 178.826.476,75
TESLA INC. US88160R1014	144,61	1,80% 2,56		23.04.24 22:00:06	107.637.858 15.683.153.875,47
TEXAS INSTRUMENTS INC US8825081040	165,42	1,22% 1,99		23.04.24 22:00:05	6.645.883 1.104.516.360,99
THE TRADE DESK INC. CLASS... US88339J1051	81,07	4,15% 3,23		23.04.24 22:00:00	3.226.272 261.248.828,72
VERISK ANALYTICS INC. US92345Y1064	222,25	-0,41% -0,92		23.04.24 22:00:00	1.017.207 226.432.003,64
VERTEX PHARMACEUTICALS IN... US92532F1003	404,91	1,25% 4,99		23.04.24 22:00:00	1.062.064 430.266.419,01
WALGREENS BOOTS ALLIANCE ... US9314271084	18,045	-0,96% -0,18		23.04.24 22:00:05	7.276.258 132.289.404,37
WARNER BROS. DISCOVERY IN... US9344231041	8,44	-0,35% -0,03		23.04.24 22:00:06	24.923.705 211.494.116,11
WORKDAY INC. US98138H1014	256,82	1,30% 3,29		23.04.24 22:00:00	1.283.319 330.210.809,47
XCEL ENERGY INC. US98389B1008	55,27	0,56% 0,31		23.04.24 22:00:00	4.429.835 244.645.914,14