

NASDAQ 100

ISIN: **US6311011026** WKN: -

Overview

2024/04/22 23:16:25	
Price	17,210.8856
USD	
Difference	▲ 1.02% (173.24)
General attributes	
ISIN	US6311011026
Symbol	-
Country	USA
Instruments in index	101
Type of index	Price Index
Security type	Index
Market data	
Open	17,161.1090 USD
High	17,305.1530 USD
Low	17,010.2548 USD
Close (prev. day)	17,037.6457 USD
Trading volume (m)	781,790
Volume (pcs)	77,662,795,106



Information about previous performance does not guarantee future performance.
Source: FactSet

Top 5

Name	Price	+ - (%)	Trend
PDD HOLDIN...	124.14	+9.38	▲
NVIDIA COR...	795.18	+4.35	▲
MONGODB IN...	340.16	+3.88	▲
MODERNA IN...	104.46	+3.01	▲
LULULEMON ...	361.79	+2.64	▲

Intraday | 1w | 1m | 6m | 1y | 3y

Flop 5

Name	Price	+ - (%)	Trend
TESLA INC.	142.05	-3.40	▼
TAKE-TWO I...	139.96	-0.46	↔
BAKER HUGH...	32.46	-0.43	↔
CISCO SYST...	48.14	-0.37	↔
DOLLAR TRE...	121.69	-0.28	↔

Intraday | 1w | 1m | 6m | 1y | 3y

Recent research

on market			
Date		Headline	Download
2024/04/19		Week Ahead	
2024/04/19		Wochenausblick	
2024/04/12		Wochenausblick	
2024/04/12		Week Ahead	
2024/04/08		Erste Group Research	

Futures and Options

Related Futures -

Related Options -

Details

2024/04/22 23:16:25

Price

17,210.8856

USD

Difference



1.02% (173.24)

General attributes

ISIN US6311011026

Symbol -

Country USA

Security type Index

Instruments in index 101

Market data

Open 17,161.1090 USD

High 17,305.1530 USD

Low 17,010.2548 USD

Close (prev. day) 17,037.6457 USD

Trading volume (m) 781,790

Volume (pcs) 77,662,795,106

Performance and Risk

	6m	1y	3y
Perf (%)	+18.20%	+32.38%	+25.06%
Perf (abs.)	+2,650.01	+4,210.12	+3,448.53
Beta	-	-	-
Volatility	16.24	16.72	23.65

5y





Information about previous performance does not guarantee future performance.
Source: FactSet

Price data























Ø price 5 days Ø volume 5 days (pcs.)	17,370.0262 USD (805,492)
Ø price 30 days Ø volume 30 days (pcs.)	17,990.5064 USD (847,456)
Ø price 100 days Ø volume 100 days (pcs.)	17,372.8003 USD (884,228)
Ø price 250 days Ø volume 250 days (pcs.)	15,848.2960 USD (911,707)
YTD High date	18,464.7036 USD (2024/03/21)
YTD Low date	16,249.1890 USD (2024/01/05)
52 Weeks High date	18,464.7036 USD (2024/03/21)
52 Weeks Low date	12,724.2429 USD (2023/04/25)

Composition

Name  ISIN	Price	Diff %  Diff +/-	Performance 	Date Time	Turnover Pc.  Turnover Money 
ADOBE INC. US00724F1012	466.89	0.40% 1.87		24/04/22 22:00:00	2,604,256 1,213,908,765.50
ADVANCED MICRO DEVICES IN... US0079031078	148.64	1.36% 2.00		24/04/22 22:00:00	49,397,034 7,305,277,960.01
AIRBNB INC. CLASS A US0090661010	156.61	1.03% 1.60		24/04/22 22:00:00	3,029,952 472,939,048.84
ALPHABET INC A US02079K3059	156.28	1.42% 2.19		24/04/22 22:00:00	26,446,206 4,126,252,172.41
ALPHABET INC. CLASS C US02079K1079	157.95	1.43% 2.23		24/04/22 22:00:00	17,243,870 2,717,802,176.69
AMAZON.COM INC. US0231351067	177.23	1.49% 2.60		24/04/22 22:00:00	37,924,890 6,702,218,079.14
AMERICAN ELECTRIC POWER C... US0255371017	84.90	0.83% 0.70		24/04/22 22:00:00	2,400,890 203,452,991.64
AMGEN INC. US0311621009	271.91	1.11% 2.98		24/04/22 22:00:00	2,165,755 588,612,787.28
ANALOG DEVICES INC. US0326541051	186.31	1.61% 2.95		24/04/22 22:00:00	3,557,814 662,719,140.24
ANSYS INC. US03662Q1058	324.81	0.84% 2.70		24/04/22 22:00:00	266,007 86,336,806.39
APPLE INC US0378331005	165.84	0.51% 0.84		24/04/22 22:00:00	48,116,443 7,985,309,450.47
APPLIED MATERIALS INC US0382221051	189.46	-0.16% -0.31		24/04/22 22:00:00	7,149,843 1,353,429,273.94
ASML HOLDING N.V. ADR USN070592100	872.05	1.46% 12.51		24/04/22 22:00:00	1,143,919 995,808,576.18
ASTRAZENECA PLC SPON. ADR US0463531089	70.13	2.30% 1.58		24/04/22 22:00:00	5,183,732 363,211,568.74
ATLISSIAN CORP. CLASS A US0494681010	194.27	1.42% 2.72		24/04/22 22:00:00	1,689,869 327,049,816.20
AUTODESK INC US0527691069	217.13	0.29% 0.63		24/04/22 22:00:00	1,776,476 385,240,585.59
AUTOMATIC DATA PROCESSING... US0530151036	246.31	1.23% 3.00		24/04/22 22:00:00	1,329,014 327,028,388.54
BAKER HUGHES INC. 'A' US05722G1004	32.46	-0.43% -0.14		24/04/22 22:00:00	4,991,558 161,920,192.18
BIOGEN IDEC INC. US09062X1037	194.11	-0.14% -0.27		24/04/22 22:00:00	1,119,536 217,423,652.66
BOOKING HOLDINGS INC. US09857L1089	3,463.00	1.41% 48.18		24/04/22 22:00:00	202,419 700,269,802.28
BROADCOM INC. US11135F1012	1,224.46	1.64% 19.75		24/04/22 22:00:00	2,516,218 3,068,077,897.05
CADENCE DESIGN SYSTEMS IN... US1273871087	285.02	1.70% 4.77		24/04/22 22:00:00	2,781,607 779,418,076.84
CDW CORP. US12514G1085	237.64	0.79% 1.86		24/04/22 22:00:00	526,072 124,892,712.89

CHARTER COMMUN INC US16119P1084	265.08	-0.05% -0.13		24/04/22 22:00:00	1,171,133 308,994,277.24
CINTAS CORP US1729081059	665.00	0.56% 3.71		24/04/22 22:00:00	401,633 267,562,684.42
CISCO SYSTEMS INC US17275R1023	48.14	-0.37% -0.18		24/04/22 22:00:00	20,135,728 970,867,585.18
COCA-COLA EUROPEAN PARTNE... GB00BDCPN049	69.10	2.25% 1.52		24/04/22 22:00:00	1,766,625 121,528,728.56
COGNIZANT TECHNOLOGY SOLU... US1924461023	68.20	1.13% 0.76		24/04/22 22:00:00	3,050,894 207,897,633.35
COMCAST CORP. CLASS A US20030N1019	40.57	0.82% 0.33		24/04/22 22:00:00	24,644,675 996,909,086.80
CONSTELLATION ENERGY CORP... US21037T1097	183.22	1.28% 2.32		24/04/22 22:00:00	2,327,715 422,918,345.75
COPART INC. US2172041061	53.30	0.79% 0.42		24/04/22 22:00:00	3,307,307 176,207,590.80
COSTAR GROUP INC. US22160N1090	85.31	1.25% 1.05		24/04/22 22:00:00	3,949,888 336,645,152.13
COSTCO WHOLESALE CORP US22160K1051	715.46	0.84% 5.95		24/04/22 22:00:00	1,437,110 1,025,222,354.50
CROWDSTRIKE HOLDINGS INC.... US22788C1053	289.15	2.30% 6.51		24/04/22 22:00:00	2,483,448 712,720,491.51
CSX CORP COM USD1 US1264081035	34.62	0.82% 0.28		24/04/22 22:00:00	14,638,423 505,922,901.41
DATADOG INC. CLASS A US23804L1035	122.07	1.65% 1.98		24/04/22 22:00:00	2,971,441 359,072,268.17
DEXCOM INC. US2521311074	131.52	0.62% 0.81		24/04/22 22:00:00	2,110,326 276,942,261.39
DIAMONDBACK ENERGY INC. US25278X1090	202.58	0.92% 1.84		24/04/22 22:00:00	1,416,156 286,136,622.90
DOLLAR TREE INC US2567461080	121.69	-0.28% -0.34		24/04/22 22:00:00	2,053,081 250,087,405.76
DOORDASH INC. CLASS A US25809K1051	127.27	0.07% 0.09		24/04/22 22:00:00	3,954,622 501,136,389.03
ELECTRONIC ARTS INC. US2855121099	127.12	-0.12% -0.15		24/04/22 22:00:00	1,275,355 162,272,771.79
EXELON CORP. US30161N1019	37.67	0.32% 0.12		24/04/22 22:00:00	5,174,426 195,097,789.54
FASTENAL COMPANY US3119001044	67.45	-0.18% -0.12		24/04/22 22:00:00	2,868,689 193,734,847.09
FORTINET INC. US34959E1091	63.69	0.46% 0.29		24/04/22 22:00:00	3,629,295 230,612,029.87
GE HEALTHCARE TECHNOLOGIE... US36266G1076	84.31	-0.21% -0.18		24/04/22 22:00:00	2,113,777 178,648,770.65
GILEAD SCIENCES INC. US3755581036	66.95	0.28% 0.19		24/04/22 22:00:00	5,622,367 377,020,901.82
GLOBALFOUNDRIES INC. KYG393871085	46.37	0.24% 0.11		24/04/22 22:00:00	1,286,653 59,474,905.64
HONEYWELL INTERNATIONAL I... US4385161066	195.58	0.68% 1.32		24/04/22 22:00:00	2,366,958 462,501,652.63
IDEXX LABORATORIES INC. US45168D1046	479.57	0.68% 3.22		24/04/22 22:00:00	419,598 200,852,885.47
ILLUMINA INC. US4523271090	120.25	2.40% 2.82		24/04/22 22:00:00	1,151,198 137,681,383.44
INTEL CORP.	34.41	0.61%		24/04/22	39,909,927

US4581401001		0.21		22:00:00	1,371,312,547.39
INTUIT INC. US4612021034	609.77	0.76% 4.60	█	24/04/22 22:00:00	1,056,878 642,985,828.75
INTUITIVE SURGICAL INC US46120E6023	368.93	0.71% 2.59	█	24/04/22 22:00:00	1,603,144 590,982,872.41
KEURIG DR PEPPER US49271V1008	31.76	0.83% 0.26	█	24/04/22 22:00:00	7,411,622 234,714,531.99
KLA CORP. US4824801009	633.64	0.87% 5.48	█	24/04/22 22:00:00	924,297 585,100,268.59
KRAFT HEINZ CO. US5007541064	38.15	0.98% 0.37	█	24/04/22 22:00:00	6,973,814 265,544,171.56
LAM RESEARCH CORP US5128071082	868.07	-0.25% -2.18	█	24/04/22 22:00:00	1,856,345 1,609,580,013.40
LINDE PLC IE000S9YS762	446.97	0.15% 0.67	█	24/04/22 22:00:00	1,346,060 600,566,402.37
LULULEMON ATHLETICA INC. US5500211090	361.79	2.64% 9.32	█	24/04/22 22:00:00	2,537,775 916,169,837.44
MARRIOTT INTERNATIONAL IN... US5719032022	237.41	0.60% 1.41	█	24/04/22 22:30:00	1,046,353 248,462,620.62
MARVELL TECHNOLOGY INC. US5738741041	62.88	1.21% 0.75	█	24/04/22 22:00:00	9,851,153 616,849,919.05
MERCADOLIBRE INC. US58733R1023	1,368.23	0.87% 11.80	█	24/04/22 22:00:00	389,429 526,037,528.72
META PLATFORMS INC. CLASS... US30303M1027	481.73	0.14% 0.66	█	24/04/22 22:00:00	17,271,125 8,326,869,045.88
MICROCHIP TECHNOLOGY INC. US5950171042	83.53	2.26% 1.85	█	24/04/22 22:00:00	4,368,147 364,149,945.28
MICRON TECHNOLOGY INC US5951121038	109.12	2.20% 2.35	█	24/04/22 22:00:00	19,820,866 2,152,604,071.07
MICROSOFT CORP. US5949181045	400.96	0.46% 1.84	█	24/04/22 22:00:00	20,286,875 8,119,477,518.10
MODERNA INC. US60770K1079	104.46	3.01% 3.05	█	24/04/22 22:00:00	3,176,356 328,989,560.42
MONDELEZ INTERNATIONAL IN... US6092071058	69.41	1.91% 1.30	█	24/04/22 22:00:00	10,426,853 720,385,306.81
MONGODB INC. CLASS A US60937P1066	340.16	3.88% 12.69	█	24/04/22 22:00:00	1,462,390 487,798,254.29
MONSTER BEVERAGE CORP. US61174X1090	53.60	0.87% 0.46	█	24/04/22 22:00:00	4,430,457 237,246,852.18
NETFLIX INC US64110L1061	554.60	-0.08% -0.44	█	24/04/22 22:00:00	8,597,651 4,739,804,871.87
NVIDIA CORP. US67066G1040	795.18	4.35% 33.18	█	24/04/22 22:00:00	59,634,051 46,877,074,459.26
NXP SEMICONDUCTORS NV NL0009538784	218.66	1.65% 3.54	█	24/04/22 22:00:00	2,230,361 486,689,757.61
O'REILLY AUTOMOTIVE INC. US67103H1077	1,091.46	0.05% 0.52	█	24/04/22 22:00:00	343,097 374,247,019.61
OLD DOMINION FREIGHT LINE... US6795801009	211.59	-0.11% -0.23	█	24/04/22 22:00:00	1,052,806 223,364,747.89
ON SEMICONDUCTOR CORP US6821891057	60.65	-0.10% -0.06	█	24/04/22 22:00:00	7,414,875 448,798,713.07
PACCAR INC. US6937181088	112.58	1.25% 1.39	█	24/04/22 22:00:00	2,021,362 227,740,323.48
PALO ALTO NETWORKS INC. US6974351057	281.68	1.43% 3.97	█	24/04/22 22:00:00	2,926,107 819,265,717.11

PAYCHEX INC US7043261079	121.23	1.43% 1.71		24/04/22 22:00:00	1,911,994 231,554,913.86
PAYPAL HOLDINGS INC. US70450Y1038	63.19	1.41% 0.88		24/04/22 22:00:00	9,958,232 628,563,879.29
PDD HOLDINGS INC SPON ADS... US7223041028	124.14	9.38% 10.65		24/04/22 22:00:00	15,018,171 1,815,744,067.91
PEPSICO INC. US7134481081	176.46	1.34% 2.33		24/04/22 22:00:00	7,288,701 1,283,840,676.06
QUALCOMM INC. US7475251036	160.18	1.62% 2.55		24/04/22 22:00:00	7,848,681 1,254,514,611.27
REGENERON PHARMACEUTICALS... US75886F1075	900.16	0.37% 3.34		24/04/22 22:00:00	351,366 317,213,007.98
ROPER TECHNOLOGIES INC US7766961061	539.11	0.89% 4.73		24/04/22 22:00:00	583,963 314,199,946.57
ROSS STORES INC US7782961038	133.77	0.32% 0.43		24/04/22 22:00:00	2,187,629 292,791,330.48
SIRIUS XM HOLDINGS INC. US82968B1035	3.13	1.29% 0.04		24/04/22 22:00:00	15,334,710 47,972,044.01
STARBUCKS CORP US8552441094	88.18	0.65% 0.57		24/04/22 22:00:00	8,668,988 764,359,421.35
SYNOPSIS INC. US8716071076	515.49	0.94% 4.78		24/04/22 22:00:00	974,789 501,584,623.37
T-MOBILE US INC. US8725901040	162.36	0.02% 0.03		24/04/22 22:00:00	3,701,913 602,075,406.37
TAKE-TWO INTERACTIVE SOFT... US8740541094	139.96	-0.46% -0.64		24/04/22 22:00:00	1,170,515 164,064,906.36
TESLA INC. US88160R1014	142.05	-3.40% -5.00		24/04/22 22:00:00	107,097,564 15,175,862,050.46
TEXAS INSTRUMENTS INC US8825081040	163.49	2.39% 3.81		24/04/22 22:00:00	5,942,368 967,095,086.95
THE TRADE DESK INC. CLASS... US88339J1051	77.84	0.70% 0.54		24/04/22 22:00:00	2,535,827 197,012,445.71
VERISK ANALYTICS INC. US92345Y1064	223.17	0.29% 0.65		24/04/22 22:00:00	733,122 163,967,198.40
VERTEX PHARMACEUTICALS IN... US92532F1003	399.92	1.43% 5.64		24/04/22 22:00:00	1,393,886 559,180,322.30
WALGREENS BOOTS AL US9314271084	18.22	-0.11% -0.02		24/04/22 22:00:00	7,640,578 139,126,482.84
WARNER BROS. DISCOVERY IN... US9344231041	8.47	0.83% 0.07		24/04/22 22:00:00	16,314,421 137,419,111.40
WORKDAY INC. US98138H1014	253.53	0.52% 1.31		24/04/22 22:00:00	1,099,089 278,272,926.90
XCEL ENERGY INC US98389B1008	54.96	0.44% 0.24		24/04/22 22:00:00	3,996,079 219,580,967.22