

# NASDAQ 100

ISIN: **US6311011026** WKN: -

## Übersicht

19.04.2024 21:07:36

**Kurs**

**17.012,9871**

USD

**Differenz** 📉 **-2,19% (-381,33)**

### Stammdaten

ISIN US6311011026

Symbol -

Land USA

Anzahl der enthaltenen Werte im Index 101

Index-Typ Kursindex

Wertpapierkategorie Index

### Top 5

Name	Kurs	+ - (%)	Trend
WALGREENS	18,125	+3,04	📈
EXELON COR...	37,58	+2,45	📈
AUTODESK I...	215,7525	+2,43	📈
XCEL ENERG...	54,91	+2,14	📈
AMGEN INC.	268,11	+2,04	📈

Intraday 1W 1M 6M 1J 3J

### Flop 5

Name	Kurs	+ - (%)	Trend
NVIDIA COR...	767,83	-9,32	📉
NETFLIX IN...	554,19	-9,23	📉
ADVANCED M...	145,91	-5,91	📉
MICRON TEC...	106,09	-5,22	📉
MARVELL TE...	62,18	-4,69	📉

Intraday 1W 1M 6M 1J 3J



Die Wertentwicklung der Vergangenheit lässt keine verlässlichen Rückschlüsse auf die zukünftige Entwicklung eines Finanzinstruments zu.

Quelle: FactSet

### Aktuellstes Research

Märkte	Datum	Überschrift	Download
	19.04.2024	<span>🇬🇧</span> Week Ahead	📄
	19.04.2024	<span>🇩🇪</span> Wochenausblick	📄
	12.04.2024	<span>🇩🇪</span> Wochenausblick	📄
	12.04.2024	<span>🇬🇧</span> Week Ahead	📄
	08.04.2024	<span>🇩🇪</span> Erste Group Research	



**Nähere Infos zu den Ländern &  
Regionen**

**➤ Märkte nach Region**

# Details

19.04.2024 21:07:36

**Kurs**

**17.012,9871**

USD

**Differenz** ▼ **-2,19% (-381,33)**

**Stammdaten**

**ISIN** US6311011026

**Symbol** -

**Land** USA

**Wertpapierkategorie** Index

**Anzahl der enthaltenen Werte im Index** 101

**Marktdaten**

**Eröffnung** 17.334,7102 USD

**Hoch** 17.362,2807 USD

**Tief** 16.982,9329 USD

**Schluss Vortag** 17.394,3142 USD

**Volumen (Mio.)** 655.332

**Volumen (Stück)** 99.699.115.266

**Performance und Risiko**

	6M	1J	3J
<b>Perf (%)</b>	+16,67%	+32,86%	+23,87%
<b>Perf (abs.)</b>	+2.485,05	+4.302,52	+3.352,41
<b>Beta</b>	-	-	-
<b>Volatilität</b>	16,05	16,55	23,62

**5J**



Die Wertentwicklung der Vergangenheit lässt keine verlässlichen Rückschlüsse auf die zukünftige Entwicklung eines Finanzinstruments zu.

Quelle: FactSet

**Kursdaten**























<b>Ø Kurs 5 Tage   Ø Volumen 5 Tage (Stk.)</b>	17.662,3838 USD (788.286)
<b>Ø Kurs 30 Tage   Ø Volumen 30 Tage (Stk.)</b>	18.059,4368 USD (853.151)
<b>Ø Kurs 100 Tage   Ø Volumen 100 Tage (Stk.)</b>	17.349,7549 USD (877.743)
<b>Ø Kurs 250 Tage   Ø Volumen 250 Tage</b>	15.815,1839 USD (910.947)
<b>Hoch seit 1.1.   Datum</b>	18.464,7036 USD (21.03.2024)
<b>Tief seit 1.1.   Datum</b>	16.249,1890 USD (05.01.2024)
<b>52 Wochen Hoch   Datum</b>	18.464,7036 USD (21.03.2024)
<b>52 Wochen Tief   Datum</b>	12.724,2429 USD (25.04.2023)

## Enthaltene Werte

Name ISIN	Kurs	Diff % Diff /-	Performance	Datum Zeit	Gehandelte Stück Umsatz Geld
ADOBE INC. US00724F1012	464,13	-1,91% -9,05		19.04.24 21:07:31	1.511.712 708.500.514,80
ADVANCED MICRO DEVICES IN... US0079031078	145,91	-5,91% -9,17		19.04.24 21:07:37	57.275.861 8.581.665.062,20
AIRBNB INC. CLASS A US0090661010	155,00	-3,19% -5,10		19.04.24 21:07:34	2.302.777 363.180.346,89
ALPHABET INC A US02079K3059	153,84	-1,39% -2,17		19.04.24 21:07:36	20.182.449 3.115.668.356,59
ALPHABET INC. CLASS C US02079K1079	155,47	-1,26% -1,99		19.04.24 21:07:37	12.765.897 1.990.604.865,10
AMAZON.COM INC. US0231351067	174,17	-2,82% -5,05		19.04.24 21:07:37	38.873.840 6.842.725.096,27
AMERICAN ELECTRIC POWER C... US0255371017	84,19	1,97% 1,63	█	19.04.24 21:07:31	3.856.090 324.841.552,34
AMGEN INC. US0311621009	268,11	2,04% 5,36	█	19.04.24 21:07:29	1.566.127 416.279.640,60
ANALOG DEVICES INC. US0326541051	183,49	-2,18% -4,09		19.04.24 21:07:36	1.908.421 354.964.885,69
ANSYS INC. US03662Q1058	322,29	-0,68% -2,21		19.04.24 21:07:27	223.526 72.146.335,44
APPLE INC US0378331005	165,05	-1,19% -1,99		19.04.24 21:07:37	44.423.754 7.339.717.323,03
APPLIED MATERIALS INC US0382221051	188,795	-2,84% -5,53		19.04.24 21:07:36	3.455.011 662.094.985,85
ASML HOLDING N.V. ADR USN070592100	857,02	-3,60% -32,01		19.04.24 21:07:20	1.584.904 1.386.017.368,55
ASTRAZENECA PLC SPON. ADR US0463531089	68,569	0,31% 0,21		19.04.24 21:07:36	3.139.036 214.823.547,53
ATLISSIAN CORP. CLASS A US0494681010	189,955	-1,89% -3,66		19.04.24 21:07:37	1.006.795 192.933.331,16
AUTODESK INC US0527691069	215,7525	2,43% 5,12	█	19.04.24 21:07:32	1.865.108 400.323.153,30
AUTOMATIC DATA PROCESSING... US0530151036	243,25	0,52% 1,26		19.04.24 21:07:20	623.338 151.596.927,53
BAKER HUGHES INC. 'A' US05722G1004	32,47	0,84% 0,27	█	19.04.24 21:07:34	4.628.905 150.433.243,55
BIOGEN IDEC INC. US09062X1037	192,83	1,21% 2,31	█	19.04.24 21:07:27	820.237 157.059.467,38
BOOKING HOLDINGS INC. US09857L1089	3.410,42	-0,57% -19,72		19.04.24 21:07:30	136.463 470.272.964,67
BROADCOM INC. US11135F1012	1.203,56	-4,40% -55,43		19.04.24 21:07:34	2.585.690 3.173.632.071,77
CADENCE DESIGN SYSTEMS IN... US1273871087	280,81	-1,78% -5,09		19.04.24 21:07:33	1.082.696 306.886.880,56
CDW CORP. US12514G1085	235,21	-0,21% -0,49		19.04.24 21:07:31	281.183 66.281.983,67

CHARTER COMMUNICATIONS IN... US16119P1084	264,64	1,82% 4,73		19.04.24 21:06:54	641.919 169.145.730,46
CINTAS CORP US1729081059	660,095	-0,35% -2,34		19.04.24 21:07:31	161.847 107.359.951,92
CISCO SYSTEMS INC US17275R1023	48,31	0,42% 0,20		19.04.24 21:07:34	9.688.551 467.699.047,53
COCA-COLA EUROPEAN PARTNE... GB00BDCPN049	67,43	1,25% 0,83		19.04.24 21:07:15	626.416 41.982.702,89
COGNIZANT TECHNOLOGY SOLU... US1924461023	67,14	0,01% 0,01		19.04.24 21:07:32	2.496.336 167.726.967,41
COMCAST CORP. CLASS A US20030N1019	40,18	1,41% 0,56		19.04.24 21:07:34	12.433.899 495.988.906,48
CONSTELLATION ENERGY CORP... US21037T1097	178,085	-3,14% -5,78		19.04.24 21:07:34	2.259.949 410.317.829,50
COPART INC. US2172041061	52,4407	-1,43% -0,76		19.04.24 21:07:37	2.666.654 141.069.909,72
COSTAR GROUP INC. US22160N1090	84,46	0,33% 0,28		19.04.24 21:07:23	1.090.453 92.362.445,52
COSTCO WHOLESALE CORP US22160K1051	706,515	-0,67% -4,74		19.04.24 21:07:32	1.321.090 933.970.710,97
CROWDSTRIKE HOLDINGS INC.... US22788C1053	281,5566	-4,27% -12,54		19.04.24 21:07:28	2.170.926 620.158.945,91
CSX CORP. REGISTERED SHAR... US1264081035	34,305	-0,25% -0,09		19.04.24 21:07:37	6.222.345 213.991.392,62
DATADOG INC. CLASS A US23804L1035	120,22	-3,84% -4,80		19.04.24 21:07:34	2.508.784 306.125.995,51
DEXCOM INC. US2521311074	129,40	-3,65% -4,90		19.04.24 21:07:34	1.546.634 203.998.099,51
DIAMONDBACK ENERGY INC. US25278X1090	201,15	0,78% 1,55		19.04.24 21:07:23	887.580 179.338.356,55
DOLLAR TREE INC US2567461080	121,805	-0,35% -0,43		19.04.24 21:07:20	931.735 113.706.373,66
DOORDASH INC. CLASS A US25809K1051	126,465	-2,79% -3,64		19.04.24 21:07:30	3.169.857 402.340.714,92
ELECTRONIC ARTS INC. US2855121099	127,05	1,13% 1,42		19.04.24 21:07:20	886.836 112.416.552,27
EXELON CORP. US30161N1019	37,58	2,45% 0,90		19.04.24 21:07:37	3.610.977 134.211.887,00
FASTENAL COMPANY US3119001044	67,49	-0,01% -0,01		19.04.24 21:07:36	2.050.700 138.769.307,00
FORTINET INC. US34959E1091	63,15	-1,37% -0,88		19.04.24 21:07:27	2.305.834 147.084.292,29
GE HEALTHCARE TECHNOLOGIE... US36266G1076	84,40	-0,67% -0,57		19.04.24 21:07:31	844.487 71.588.440,66
GILEAD SCIENCES INC. US3755581036	66,535	0,57% 0,38		19.04.24 21:07:28	4.442.537 295.078.493,17
GLOBALFOUNDRIES INC. KYG393871085	46,325	-1,20% -0,56		19.04.24 21:07:37	932.414 43.615.205,22
HONEYWELL INTERNATIONAL I... US4385161066	193,66	1,35% 2,58		19.04.24 21:07:36	1.913.413 370.081.649,08
IDEXX LABORATORIES INC. US45168D1046	472,33	-1,14% -5,46		19.04.24 21:07:36	275.883 131.213.865,42
ILLUMINA INC. US4523271090	117,20	0,44% 0,51		19.04.24 21:07:12	898.875 105.497.674,22
INTEL CORP. US30161N1019	34,38	-1,88% -0,64		19.04.24 21:07:12	32.017.526 16.008.640,48

US4581401001		-0,66		21:07:36	1.109.179.117,53
INTUIT INC. US4612021034	602,31	-1,00% -6,07		19.04.24 21:07:32	704.664 425.689.682,41
INTUITIVE SURGICAL INC US46120E6023	365,665	-1,87% -6,97		19.04.24 21:07:34	2.766.657 1.026.891.914,56
KEURIG DR PEPPER INC US49271V1008	31,585	1,46% 0,46	█	19.04.24 21:07:35	3.705.559 116.231.475,59
KLA CORP. US4824801009	623,93	-3,15% -20,29		19.04.24 21:07:01	406.577 258.623.102,52
KRAFT HEINZ CO. US5007541064	37,75	1,72% 0,64	█	19.04.24 21:07:33	5.125.669 192.110.531,23
LAM RESEARCH CORP US5128071082	864,00	-2,80% -24,92		19.04.24 21:07:26	691.187 607.678.199,88
LINDE PLC IE000S9YS762	445,415	-0,23% -1,01		19.04.24 21:07:37	770.430 344.863.805,71
LULULEMON ATHLETICA INC. US5500211090	351,0601	1,02% 3,55	█	19.04.24 21:07:33	1.541.660 540.969.088,96
MARRIOTT INTERNATIONAL IN... US5719032022	236,00	-0,13% -0,30		19.04.24 21:07:30	1.074.006 253.967.270,10
MARVELL TECHNOLOGY INC. US5738741041	62,17	-4,71% -3,07		19.04.24 21:07:37	8.853.290 563.204.012,77
MERCADOLIBRE INC. US58733R1023	1.347,12	-1,69% -23,13		19.04.24 21:07:34	205.211 278.484.725,55
META PLATFORMS INC. CLASS... US30303M1027	480,08	-4,33% -21,72		19.04.24 21:07:36	19.135.368 9.321.881.918,18
MICROCHIP TECHNOLOGY INC. US5950171042	81,40	-3,34% -2,81		19.04.24 21:07:36	2.333.206 192.842.023,38
MICRON TECHNOLOGY INC US5951121038	106,09	-5,22% -5,84		19.04.24 21:07:37	23.743.388 2.570.180.141,45
MICROSOFT CORP. US5949181045	399,27	-1,24% -5,00		19.04.24 21:07:37	19.455.579 7.810.426.949,16
MODERNA INC. US60770K1079	100,58	-1,39% -1,42		19.04.24 21:07:21	1.542.764 157.305.715,68
MONDELEZ INTERNATIONAL IN... US6092071058	67,838	0,99% 0,67	█	19.04.24 21:07:37	5.609.732 378.483.263,79
MONGODB INC. CLASS A US60937P1066	326,565	-2,68% -8,99		19.04.24 21:07:23	847.399 280.082.114,14
MONSTER BEVERAGE CORP. US61174X1090	53,065	-0,74% -0,40		19.04.24 21:07:36	5.872.299 311.578.484,88
NETFLIX INC US64110L1061	554,19	-9,23% -56,37		19.04.24 21:07:33	13.758.593 7.764.547.818,95
NVIDIA CORP. US67066G1040	768,035	-9,29% -78,68		19.04.24 21:07:37	65.672.731 53.002.054.014,50
NXP SEMICONDUCTORS NV NL0009538784	213,69	-2,58% -5,66		19.04.24 21:07:33	1.172.576 254.962.145,53
O'REILLY AUTOMOTIVE INC. US67103H1077	1.083,00	-1,64% -18,06		19.04.24 21:04:37	155.723 169.863.525,09
OLD DOMINION FREIGHT LINE... US6795801009	210,78	1,42% 2,96	█	19.04.24 21:07:36	952.844 200.498.206,25
ON SEMICONDUCTOR CORP US6821891057	60,45	-3,94% -2,48		19.04.24 21:07:36	5.371.363 330.693.491,08
PACCAR INC. US6937181088	110,77	-2,63% -2,99		19.04.24 21:07:33	2.503.259 280.712.415,65
PALO ALTO NETWORKS INC. US6974351057	277,04	-1,46% -4,10		19.04.24 21:07:31	3.391.094 952.747.704,24

PAYCHEX INC US7043261079	119,69	1,61% 1,90		19.04.24 21:07:33	1.403.316 167.261.864,17
PAYPAL HOLDINGS INC. US70450Y1038	61,87	-0,37% -0,23		19.04.24 21:07:35	8.404.691 521.458.670,02
PEPSICO INC. US7134481081	173,98	0,99% 1,71		19.04.24 21:07:37	3.523.544 608.510.237,70
PINDUODUO INC. REG. SHS (... US7223041028	112,80	-0,79% -0,90		19.04.24 21:07:27	6.541.115 731.366.397,35
QUALCOMM INC. US7475251036	156,805	-2,87% -4,64		19.04.24 21:07:37	4.918.811 782.900.116,53
REGENERON PHARMACEUTICALS... US75886F1075	894,11	0,01% 0,12		19.04.24 21:07:31	237.839 214.279.418,49
ROPER TECHNOLOGIES INC US7766961061	534,41	1,35% 7,14		19.04.24 21:06:48	373.795 199.088.975,41
ROSS STORES INC US7782961038	133,20	1,06% 1,40		19.04.24 21:07:34	1.592.973 210.654.533,85
SIRIUS XM HOLDINGS INC. US82968B1035	3,065	0,16% 0,01		19.04.24 21:07:32	7.585.694 23.343.949,15
STARBUCKS CORP US8552441094	87,3336	0,21% 0,18		19.04.24 21:07:34	7.418.578 649.242.182,26
SYNOPSIS INC. US8716071076	510,26	-1,82% -9,45		19.04.24 21:07:31	784.035 403.782.839,69
T-MOBILE US INC. US8725901040	162,28	0,89% 1,43		19.04.24 21:07:34	2.532.112 409.496.297,41
TAKE-TWO INTERACTIVE SOFT... US8740541094	140,18	-0,33% -0,46		19.04.24 21:07:33	1.460.725 204.741.146,82
TESLA INC. US88160R1014	147,0399	-1,93% -2,89		19.04.24 21:07:37	71.782.636 10.695.156.107,53
TEXAS INSTRUMENTS INC US8825081040	159,86	-2,33% -3,81		19.04.24 21:07:37	3.876.120 630.084.270,08
THE TRADE DESK INC. CLASS... US88339J1051	77,024	-4,69% -3,79		19.04.24 21:07:22	1.637.598 128.645.506,69
VERISK ANALYTICS INC. US92345Y1064	222,80	-0,24% -0,53		19.04.24 21:07:34	305.119 68.106.184,71
VERTEX PHARMACEUTICALS IN... US92532F1003	391,495	-0,50% -1,99		19.04.24 21:07:23	732.180 288.910.478,99
WALGREENS BOOTS ALLIANCE ... US9314271084	18,125	3,04% 0,54		19.04.24 21:07:35	6.719.844 120.156.898,56
WARNER BROS. DISCOVERY IN... US9344231041	8,425	1,38% 0,12		19.04.24 21:07:36	14.708.463 123.757.562,87
WORKDAY INC. US98138H1014	251,215	-1,73% -4,43		19.04.24 21:07:28	882.715 223.423.565,95
XCEL ENERGY INC. US98389B1008	54,92	2,16% 1,16		19.04.24 21:07:37	1.966.524 107.169.531,48