

NASDAQ 100

ISIN: **US6311011026** WKN: -

Overview

2024/04/19 23:16:00

Price

17,037.6457

USD

Difference 📉 **-2.05%** (-356.67)

General attributes

ISIN	US6311011026
Symbol	-
Country	USA
Instruments in index	101
Type of index	Price Index
Security type	Index

Market data

Open	17,334.7102 USD
High	17,362.2807 USD
Low	16,973.9420 USD
Close (prev. day)	17,394.3142 USD
Trading volume (m)	1,009,984
Volume (pcs)	99,699,115,266

Top 5

Name	Price	+ - (%)	Trend
WALGREENS ...	18.24	+3.70	📈
AUTODESK I...	216.50	+2.79	📈
EXELON COR...	37.55	+2.37	📈
AMGEN INC.	268.93	+2.35	📈
CHARTER CO...	265.21	+2.04	📈

Intraday 1w 1m 6m 1y 3y

Flop 5

Name	Price	+ - (%)	Trend
NVIDIA COR...	762.00	-10.00	📉
NETFLIX IN...	555.04	-9.09	📉
ADVANCED M...	146.64	-5.44	📉
MARVELL TE...	62.13	-4.77	📉
MICRON TEC...	106.77	-4.61	📉

Intraday 1w 1m 6m 1y 3y

5y



Information about previous performance does not guarantee future performance.
Source: FactSet

Recent research

on market			
Date		Headline	Download
2024/04/19		Week Ahead	📄
2024/04/19		Wochenausblick	📄
2024/04/12		Wochenausblick	📄
2024/04/12		Week Ahead	📄
2024/04/08		Erste Group Research	

Futures and Options

Related Futures -

Related Options -

Details

2024/04/19 23:16:00

Price

17,037.6457

USD

Difference ▼ **-2.05% (-356.67)**

General attributes

ISIN	US6311011026
Symbol	-
Country	USA
Security type	Index
Instruments in index	101

Market data

Open	17,334.7102 USD
High	17,362.2807 USD
Low	16,973.9420 USD
Close (prev. day)	17,394.3142 USD
Trading volume (m)	1,009,984
Volume (pcs)	99,699,115,266

Performance and Risk

	6m	1y	3y
Perf (%)	+15.25%	+30.17%	+22.51%
Perf (abs.)	+2,254.52	+3,948.93	+3,129.97
Beta	-	-	-
Volatility	16.19	16.67	23.64



Information about previous performance does not guarantee future performance.
Source: FactSet

Price data























Ø price 5 days Ø volume 5 days (pcs.)	17,469.2156 USD (819,521)
Ø price 30 days Ø volume 30 days (pcs.)	18,017.4253 USD (855,864)
Ø price 100 days Ø volume 100 days (pcs.)	17,360.3112 USD (884,083)
Ø price 250 days Ø volume 250 days (pcs.)	15,831.3314 USD (911,667)
YTD High date	18,464.7036 USD (2024/03/21)
YTD Low date	16,249.1890 USD (2024/01/05)
52 Weeks High date	18,464.7036 USD (2024/03/21)
52 Weeks Low date	12,724.2429 USD (2023/04/25)

Composition

Name  ISIN	Price	Diff %  Diff +/-	Performance 	Date Time	Turnover Pc.  Turnover Money 
ADOBE INC. US00724F1012	465.02	-1.72% -8.16		24/04/19 22:00:00	3,282,142 1,531,572,112.89
ADVANCED MICRO DEVICES IN... US0079031078	146.64	-5.44% -8.44		24/04/19 22:00:00	71,618,197 10,682,107,997.55
AIRBNB INC. CLASS A US0090661010	155.01	-3.18% -5.09		24/04/19 22:00:00	3,904,759 611,453,886.16
ALPHABET INC A US02079K3059	154.09	-1.23% -1.92		24/04/19 22:00:00	32,615,639 5,029,648,797.94
ALPHABET INC. CLASS C US02079K1079	155.72	-1.11% -1.74		24/04/19 22:00:00	21,479,881 3,346,447,114.02
AMAZON.COM INC. US0231351067	174.63	-2.56% -4.59		24/04/19 22:00:00	56,000,729 9,829,891,405.40
AMERICAN ELECTRIC POWER C... US0255371017	84.20	1.99% 1.64	█	24/04/19 22:00:00	5,406,290 455,385,442.75
AMGEN INC. US0311621009	268.93	2.35% 6.18	█	24/04/19 22:00:00	3,380,330 904,069,042.83
ANALOG DEVICES INC. US0326541051	183.36	-2.25% -4.22		24/04/19 22:00:00	4,081,783 753,201,709.55
ANSYS INC. US03662Q1058	322.11	-0.74% -2.39		24/04/19 22:00:00	423,223 136,459,943.10
APPLE INC US0378331005	165.00	-1.22% -2.04		24/04/19 22:00:00	68,149,377 11,254,688,194.97
APPLIED MATERIALS INC US0382221051	189.77	-2.34% -4.55		24/04/19 22:00:00	6,495,228 1,238,662,924.79
ASML HOLDING N.V. ADR USN070592100	859.54	-3.32% -29.49		24/04/19 22:00:00	2,486,841 2,161,471,704.65
ASTRAZENECA PLC SPON. ADR US0463531089	68.55	0.28% 0.19		24/04/19 22:00:00	4,735,672 324,330,595.46
ATLISSIAN CORP. CLASS A US0494681010	191.55	-1.06% -2.06		24/04/19 22:00:00	1,769,243 338,710,056.82
AUTODESK INC US0527691069	216.50	2.79% 5.87	█	24/04/19 22:00:00	3,157,485 679,956,179.54
AUTOMATIC DATA PROCESSING... US0530151036	243.31	0.55% 1.32		24/04/19 22:00:00	1,638,705 398,607,551.79
BAKER HUGHES INC. 'A' US05722G1004	32.60	1.24% 0.40	█	24/04/19 22:00:00	7,513,518 244,346,160.42
BIOGEN IDEC INC. US09062X1037	194.38	2.03% 3.86	█	24/04/19 22:00:00	1,599,713 308,342,761.34
BOOKING HOLDINGS INC. US09857L1089	3,414.82	-0.45% -15.32		24/04/19 22:00:00	218,821 751,499,836.38
BROADCOM INC. US11135F1012	1,204.71	-4.31% -54.28		24/04/19 22:00:00	4,479,645 5,455,331,334.78
CADENCE DESIGN SYSTEMS IN... US1273871087	280.25	-1.98% -5.65		24/04/19 22:00:00	2,021,408 570,041,155.52
CDW CORP. US12514G1085	235.78	0.03% 0.08		24/04/19 22:00:00	593,266 139,824,968.65

CHARTER COMMUN INC US16119P1084	265.21	2.04% 5.30		24/04/19 22:00:00	1,164,427 307,590,761.70
CINTAS CORP US1729081059	661.29	-0.17% -1.15		24/04/19 22:00:00	390,055 258,216,735.96
CISCO SYSTEMS INC US17275R1023	48.32	0.44% 0.21		24/04/19 22:00:00	20,964,433 1,012,399,483.82
COCA-COLA EUROPEAN PARTNE... GB00BDCPN049	67.58	1.47% 0.98		24/04/19 22:00:00	1,472,177 99,114,758.97
COGNIZANT TECHNOLOGY SOLU... US1924461023	67.44	0.46% 0.31		24/04/19 22:00:00	4,889,491 329,003,559.85
COMCAST CORP. CLASS A US20030N1019	40.24	1.56% 0.62		24/04/19 22:00:00	24,227,565 970,230,029.14
CONSTELLATION ENERGY CORP... US21037T1097	180.90	-1.61% -2.96		24/04/19 22:00:00	3,442,481 623,400,789.70
COPART INC. US2172041061	52.88	-0.60% -0.32		24/04/19 22:00:00	5,783,462 305,724,992.92
COSTAR GROUP INC. US22160N1090	84.26	0.10% 0.08		24/04/19 22:00:00	2,067,344 174,684,009.08
COSTCO WHOLESALE CORP US22160K1051	709.51	-0.24% -1.74		24/04/19 22:00:00	2,190,356 1,550,407,466.15
CROWDSTRIKE HOLDINGS INC.... US22788C1053	282.64	-3.90% -11.46		24/04/19 22:00:00	3,116,556 887,277,089.60
CSX CORP COM USD1 US1264081035	34.34	-0.15% -0.05		24/04/19 22:00:00	13,615,438 467,722,355.31
DATADOG INC. CLASS A US23804L1035	120.09	-3.94% -4.93		24/04/19 22:00:00	3,627,985 440,672,287.27
DEXCOM INC. US2521311074	130.71	-2.67% -3.59		24/04/19 22:00:00	2,859,646 375,473,971.63
DIAMONDBACK ENERGY INC. US25278X1090	200.74	0.57% 1.14		24/04/19 22:00:00	1,800,897 362,692,009.05
DOLLAR TREE INC US2567461080	122.03	-0.16% -0.20		24/04/19 22:00:00	1,957,160 238,773,911.56
DOORDASH INC. CLASS A US25809K1051	127.18	-2.24% -2.92		24/04/19 22:00:00	4,616,809 586,121,397.41
ELECTRONIC ARTS INC. US2855121099	127.27	1.31% 1.64		24/04/19 22:00:00	1,869,318 237,416,912.58
EXELON CORP. US30161N1019	37.55	2.37% 0.87		24/04/19 22:00:00	6,126,503 228,672,558.83
FASTENAL COMPANY US3119001044	67.57	0.10% 0.07		24/04/19 22:00:00	3,785,042 255,934,327.15
FORTINET INC. US34959E1091	63.40	-0.98% -0.63		24/04/19 22:00:00	4,836,140 307,271,116.65
GE HEALTHCARE TECHNOLOGIE... US36266G1076	84.49	-0.56% -0.48		24/04/19 22:00:00	2,022,710 171,076,392.93
GILEAD SCIENCES INC. US3755581036	66.76	0.91% 0.60		24/04/19 22:00:00	10,657,002 709,782,564.86
GLOBALFOUNDRIES INC. KYG393871085	46.26	-1.34% -0.63		24/04/19 22:00:00	2,176,955 101,257,045.96
HONEYWELL INTERNATIONAL I... US4385161066	194.26	1.66% 3.18		24/04/19 22:00:00	3,570,010 691,697,897.17
IDEXX LABORATORIES INC. US45168D1046	476.35	-0.30% -1.44		24/04/19 22:00:00	568,646 270,373,538.29
ILLUMINA INC. US4523271090	117.43	0.63% 0.74		24/04/19 22:00:00	1,418,214 166,463,556.17
INTEL CORP.	34.20	-2.40%		24/04/19	59,070,310

US4581401001		-0.84		22:00:00	2,035,347,243.09
INTUIT INC. US4612021034	605.17	-0.53% -3.21		24/04/19 22:00:00	1,609,082 972,545,072.57
INTUITIVE SURGICAL INC US46120E6023	366.34	-1.69% -6.29		24/04/19 22:00:00	3,975,892 1,469,887,368.90
KEURIG DR PEPPER US49271V1008	31.50	1.19% 0.37	█	24/04/19 22:00:00	8,631,636 271,505,612.69
KLA CORP. US4824801009	628.16	-2.49% -16.06		24/04/19 22:00:00	1,072,881 676,958,653.40
KRAFT HEINZ CO. US5007541064	37.78	1.81% 0.67	█	24/04/19 22:00:00	9,117,769 342,835,877.82
LAM RESEARCH CORP US5128071082	870.25	-2.10% -18.67		24/04/19 22:00:00	1,354,476 1,184,955,801.64
LINDE PLC IE000S9YS762	446.30	-0.03% -0.13		24/04/19 22:00:00	1,831,208 818,021,241.00
LULULEMON ATHLETICA INC. US5500211090	352.47	1.43% 4.96	█	24/04/19 22:00:00	2,470,408 868,102,784.52
MARRIOTT INTERNATIONAL IN... US5719032022	236.00	-0.13% -0.30		24/04/19 22:00:00	1,842,310 435,267,477.59
MARVELL TECHNOLOGY INC. US5738741041	62.13	-4.77% -3.11		24/04/19 22:00:00	14,886,800 938,854,952.95
MERCADOLIBRE INC. US58733R1023	1,356.43	-1.01% -13.82		24/04/19 22:00:00	359,380 487,074,805.38
META PLATFORMS INC. CLASS... US30303M1027	481.07	-4.13% -20.73		24/04/19 22:00:00	25,215,364 12,241,533,482.37
MICROCHIP TECHNOLOGY INC. US5950171042	81.68	-3.00% -2.53		24/04/19 22:00:00	6,912,273 566,610,610.44
MICRON TECHNOLOGY INC US5951121038	106.77	-4.61% -5.16		24/04/19 22:00:00	33,787,517 3,641,715,222.25
MICROSOFT CORP. US5949181045	399.12	-1.27% -5.15		24/04/19 22:00:00	30,565,789 12,245,021,043.55
MODERNA INC. US60770K1079	101.41	-0.58% -0.59		24/04/19 22:00:00	2,670,446 271,441,216.19
MONDELEZ INTERNATIONAL IN... US6092071058	68.11	1.40% 0.94	█	24/04/19 22:00:00	11,020,832 746,532,189.50
MONGODB INC. CLASS A US60937P1066	327.47	-2.41% -8.08		24/04/19 22:00:00	1,353,402 445,774,424.19
MONSTER BEVERAGE CORP. US61174X1090	53.14	-0.60% -0.32		24/04/19 22:00:00	10,405,161 552,520,026.73
NETFLIX INC US64110L1061	555.04	-9.09% -55.52		24/04/19 22:00:00	16,449,699 9,258,533,108.00
NVIDIA CORP. US67066G1040	762.00	-10.00% -84.71		24/04/19 22:00:00	87,519,800 69,697,834,115.61
NXP SEMICONDUCTORS NV NL0009538784	215.12	-1.93% -4.23		24/04/19 22:00:00	2,760,717 596,307,432.19
O'REILLY AUTOMOTIVE INC. US67103H1077	1,090.94	-0.92% -10.12		24/04/19 22:00:00	316,382 344,997,768.60
OLD DOMINION FREIGHT LINE... US6795801009	211.82	1.92% 4.00	█	24/04/19 22:00:00	1,540,011 324,769,292.87
ON SEMICONDUCTOR CORP US6821891057	60.71	-3.53% -2.22		24/04/19 22:00:00	9,859,218 602,963,961.60
PACCAR INC. US6937181088	111.19	-2.26% -2.57		24/04/19 22:00:00	4,538,652 506,880,949.40
PALO ALTO NETWORKS INC. US6974351057	277.71	-1.22% -3.43		24/04/19 22:00:00	4,751,615 1,330,545,925.34

PAYCHEX INC US7043261079	119.52	1.47% 1.73		24/04/19 22:00:00	2,643,302 315,486,769.25
PAYPAL HOLDINGS INC. US70450Y1038	62.31	0.34% 0.21		24/04/19 22:00:00	13,177,880 818,219,016.42
PDD HOLDINGS INC SPON ADS... US7223041028	113.49	-0.18% -0.21		24/04/19 22:00:00	9,407,972 1,055,914,792.02
PEPSICO INC. US7134481081	174.13	1.08% 1.86		24/04/19 22:00:00	6,636,697 1,150,368,538.08
QUALCOMM INC. US7475251036	157.63	-2.36% -3.81		24/04/19 22:00:00	10,292,182 1,629,341,418.92
REGENERON PHARMACEUTICALS... US75886F1075	896.82	0.32% 2.83		24/04/19 22:00:00	507,466 455,850,531.46
ROPER TECHNOLOGIES INC US7766961061	534.38	1.35% 7.11		24/04/19 22:00:00	776,882 414,542,319.95
ROSS STORES INC US7782961038	133.34	1.17% 1.54		24/04/19 22:00:00	3,121,996 414,650,335.13
SIRIUS XM HOLDINGS INC. US82968B1035	3.09	0.98% 0.03		24/04/19 22:00:00	16,963,157 52,296,060.95
STARBUCKS CORP US8552441094	87.61	0.53% 0.46		24/04/19 22:00:00	11,899,968 1,041,508,781.86
SYNOPSIS INC. US8716071076	510.71	-1.73% -9.00		24/04/19 22:00:00	1,192,553 612,313,779.29
T-MOBILE US INC. US8725901040	162.33	0.92% 1.48		24/04/19 22:00:00	5,126,132 830,416,681.60
TAKE-TWO INTERACTIVE SOFT... US8740541094	140.60	-0.03% -0.04		24/04/19 22:00:00	2,542,994 356,866,013.19
TESLA INC. US88160R1014	147.05	-1.92% -2.88		24/04/19 22:00:00	87,074,500 12,941,580,720.13
TEXAS INSTRUMENTS INC US8825081040	159.68	-2.44% -3.99		24/04/19 22:00:00	10,497,553 1,687,556,392.54
THE TRADE DESK INC. CLASS... US88339J1051	77.30	-4.34% -3.51		24/04/19 22:00:00	3,113,783 242,641,142.34
VERISK ANALYTICS INC. US92345Y1064	222.52	-0.36% -0.81		24/04/19 22:00:00	714,317 159,159,794.35
VERTEX PHARMACEUTICALS IN... US92532F1003	394.28	0.20% 0.80		24/04/19 22:00:00	1,342,138 529,311,769.33
WALGREENS BOOTS AL US9314271084	18.24	3.70% 0.65		24/04/19 22:00:00	10,870,856 195,723,248.44
WARNER BROS. DISCOVERY IN... US9344231041	8.40	1.08% 0.09		24/04/19 22:00:00	26,352,808 221,671,778.25
WORKDAY INC. US98138H1014	252.22	-1.34% -3.42		24/04/19 22:00:00	1,543,941 390,003,689.38
XCEL ENERGY INC US98389B1008	54.72	1.79% 0.96		24/04/19 22:00:00	4,477,921 244,640,372.64