

# NASDAQ 100

ISIN: **US6311011026** WKN: -

## Übersicht

06.05.2024 23:07:15

Kurs

**18.093,5659**

USD

Differenz ▲ 1,13% (202,77)

### Stammdaten

ISIN US6311011026

Symbol -

Land USA

Anzahl der enthaltenen Werte im Index 101

Index-Typ Kursindex

Wertpapierkategorie Index

### Top 5

Name	Kurs	+ - (%)	Trend
MICRON TEC...	120,13	+4,73	<span style="color: green;">▲</span>
NVIDIA COR...	921,40	+3,77	<span style="color: green;">▲</span>
ADVANCED M...	155,78	+3,44	<span style="color: green;">▲</span>
DOORDASH I...	117,59	+3,32	<span style="color: green;">▲</span>
KLA CORP.	718,38	+3,13	<span style="color: green;">▲</span>

Intraday 1W 1M 6M 1J 3J

### Flop 5

Name	Kurs	+ - (%)	Trend
AMGEN INC.	299,48	-3,79	<span style="color: red;">▼</span>
WALGREENS ...	17,26	-3,09	<span style="color: red;">▼</span>
OLD DOMINI...	180,18	-2,64	<span style="color: red;">▼</span>
FASTENAL C...	66,74	-2,47	<span style="color: red;">▼</span>
MODERNA IN...	122,13	-2,30	<span style="color: red;">▼</span>

Intraday 1W 1M 6M 1J 3J



Die Wertentwicklung der Vergangenheit lässt keine verlässlichen Rückschlüsse auf die zukünftige Entwicklung eines Finanzinstruments zu.  
Quelle: FactSet

### Aktuellstes Research

Märkte	Datum	Überschrift	Download
	06.05.2024	Anzeichen für eine wirtschaftliche Wende?	
	03.05.2024	Week Ahead	
	03.05.2024	Wochenausblick	
	02.05.2024	FX markets reflect uncertain interest rate outlook	
	02.05.2024	FX-Märkte spiegeln unsicheres Zinsumfeld wider	

**Nähere Infos zu den Ländern &  
Regionen**

**➤ Märkte nach Region**

## Details

06.05.2024 23:07:15

Kurs

**18.093,5659**

USD

Differenz ▲ 1,13% (202,77)

## Stammdaten

ISIN	US6311011026
Symbol	-
Land	USA
Wertpapierkategorie	Index
Anzahl der enthaltenen Werte im Index	101

## Marktdaten

Eröffnung	17.950,9840 USD
Hoch	18.094,4605 USD
Tief	17.937,2819 USD
Schluss Vortag	17.890,7953 USD
Volumen (Mio.)	766.706
Volumen (Stück)	72.838.635.071

## Performance und Risiko

	6M	1J	3J
Perf (%)	+19,39%	+36,46%	+32,91%
Perf (abs.)	+2.938,64	+4.834,43	+4.479,83
Beta	-	-	-
Volatilität	16,01	16,67	23,72



Die Wertentwicklung der Vergangenheit lässt keine verlässlichen Rückschlüsse auf die zukünftige Entwicklung eines Finanzinstruments zu.

Quelle: FactSet

## Kursdaten






















Ø Kurs 5 Tage   Ø Volumen 5 Tage (Stk.)	17.657,0286 USD (932.126)
Ø Kurs 30 Tage   Ø Volumen 30 Tage (Stk.)	17.831,6886 USD (845.528)
Ø Kurs 100 Tage   Ø Volumen 100 Tage (Stk.)	17.537,1715 USD (886.969)
Ø Kurs 250 Tage   Ø Volumen 250 Tage	16.029,7709 USD (910.287)
Hoch seit 1.1.   Datum	18.464,7036 USD (21.03.2024)
Tief seit 1.1.   Datum	16.249,1890 USD (05.01.2024)
52 Wochen Hoch   Datum	18.464,7036 USD (21.03.2024)
52 Wochen Tief   Datum	13.193,0805 USD (08.05.2023)

## Enthaltene Werte

Name ISIN	Kurs	Diff % Diff /-	Performance	Datum Zeit	Gehandelte Stück Umsatz Geld
ADOBE INC. US00724F1012	493,59	1,52% 7,41		06.05.24 22:30:00	2.103.114 1.036.985.485,15
ADVANCED MICRO DEVICES IN... US0079031078	155,78	3,44% 5,18		06.05.24 22:30:00	44.495.625 6.897.363.459,69
AIRBNB INC. CLASS A US0090661010	162,00	1,43% 2,29		06.05.24 22:30:00	2.906.968 470.200.968,02
ALPHABET INC A US02079K3059	168,10	0,51% 0,86		06.05.24 22:30:00	21.819.039 3.649.545.697,04
ALPHABET INC. CLASS C US02079K1079	169,83	0,50% 0,84		06.05.24 22:30:00	15.116.994 2.554.274.599,36
AMAZON.COM INC. US0231351067	188,70	1,34% 2,49		06.05.24 22:30:00	34.614.313 6.474.741.148,70
AMERICAN ELECTRIC POWER C... US0255371017	88,81	0,24% 0,21		06.05.24 22:30:00	2.353.363 209.062.342,72
AMGEN INC. US0311621009	299,48	-3,79% -11,81		06.05.24 22:30:00	4.716.156 1.417.888.708,76
ANALOG DEVICES INC. US0326541051	203,32	1,85% 3,69		06.05.24 22:30:00	2.168.766 439.378.074,51
ANSYS INC. US03662Q1058	321,59	0,65% 2,07		06.05.24 22:30:00	443.535 142.245.019,58
APPLE INC US0378331005	181,71	-0,91% -1,67		06.05.24 22:30:00	76.468.752 13.906.853.435,98
APPLIED MATERIALS INC US0382221051	208,86	2,34% 4,77		06.05.24 22:30:00	3.513.152 730.110.455,06
ASML HOLDING N.V. ADR USN070592100	916,92	1,70% 15,29		06.05.24 22:30:00	609.501 556.897.847,35
ASTRAZENECA PLC SPON. ADR US0463531089	75,76	-0,77% -0,59		06.05.24 22:30:01	5.449.529 412.701.492,85
ATLISSIAN CORP. CLASS A US0494681010	181,77	-0,95% -1,75		06.05.24 22:30:00	1.468.290 267.764.539,05
AUTODESK INC US0527691069	216,70	0,70% 1,51		06.05.24 22:30:00	1.294.654 279.721.224,31
AUTOMATIC DATA PROCESSING... US0530151036	242,74	0,35% 0,85		06.05.24 22:30:00	1.108.720 268.630.051,06
BAKER HUGHES INC. 'A' US05722G1004	32,00	0,25% 0,08		06.05.24 22:30:01	3.130.869 100.370.472,92
BIOGEN IDEC INC. US09062X1037	221,42	1,80% 3,91		06.05.24 22:30:01	1.199.705 264.885.972,18
BOOKING HOLDINGS INC. US09857L1089	3.598,41	0,59% 21,03		06.05.24 22:30:01	349.947 1.247.013.409,23
BROADCOM INC. US11135F1012	1.310,31	2,52% 32,20		06.05.24 22:30:01	1.626.417 2.119.804.045,33
CADENCE DESIGN SYSTEMS IN... US1273871087	285,19	1,26% 3,56		06.05.24 22:30:01	1.012.994 287.540.006,42
CDW CORP. US12514G1085	221,82	1,03% 2,26		06.05.24 22:30:01	675.069 149.449.327,49

CHARTER COMMUNICATIONS IN... US16119P1084	271,47	2,08% 5,54		06.05.24 22:30:00	1.242.588 337.458.055,94
CINTAS CORP US1729081059	685,70	1,73% 11,66		06.05.24 22:30:00	437.200 299.005.515,33
CISCO SYSTEMS INC US17275R1023	47,11	-0,02% -0,01		06.05.24 22:30:00	13.998.999 659.772.593,61
COCA-COLA EUROPEAN PARTNE... GB00BDCPN049	71,36	-0,63% -0,45		06.05.24 22:30:01	920.743 65.799.024,11
COGNIZANT TECHNOLOGY SOLU... US1924461023	66,42	0,26% 0,17		06.05.24 22:30:00	2.342.941 155.617.682,72
COMCAST CORP. CLASS A US20030N1019	38,49	-0,52% -0,20		06.05.24 22:30:00	30.874.726 1.190.128.525,37
CONSTELLATION ENERGY CORP... US21037T1097	197,70	1,46% 2,84		06.05.24 22:30:00	2.706.920 534.282.619,78
COPART INC. US2172041061	55,74	0,98% 0,54		06.05.24 22:30:00	3.209.580 178.333.366,57
COSTAR GROUP INC. US22160N1090	91,30	0,08% 0,07		06.05.24 22:30:00	1.256.989 114.530.850,22
COSTCO WHOLESALE CORP US22160K1051	756,45	1,69% 12,55		06.05.24 22:30:00	1.772.120 1.334.083.390,79
CROWDSTRIKE HOLDINGS INC.... US22788C1053	317,81	2,45% 7,60		06.05.24 22:30:00	2.895.995 910.190.044,26
CSX CORP. REGISTERED SHAR... US1264081035	33,68	-0,50% -0,17		06.05.24 22:30:00	8.992.681 302.958.637,87
DATADOG INC. CLASS A US23804L1035	126,97	2,17% 2,70		06.05.24 22:30:00	5.705.251 715.412.662,80
DEXCOM INC. US2521311074	129,65	1,00% 1,28		06.05.24 22:30:01	1.858.393 240.519.038,68
DIAMONDBACK ENERGY INC. US25278X1090	204,19	1,33% 2,69		06.05.24 22:30:01	1.767.620 361.208.671,57
DOLLAR TREE INC US2567461080	120,18	-0,46% -0,55		06.05.24 22:30:01	1.775.559 212.961.658,10
DOORDASH INC. CLASS A US25809K1051	117,59	3,32% 3,78		06.05.24 22:30:00	3.936.172 460.167.396,51
ELECTRONIC ARTS INC. US2855121099	130,56	0,77% 1,00		06.05.24 22:30:01	1.708.531 222.311.456,58
EXELON CORP. US30161N1019	37,55	0,37% 0,14		06.05.24 22:30:01	5.850.255 219.115.388,62
FASTENAL COMPANY US3119001044	66,74	-2,47% -1,69		06.05.24 22:30:01	5.403.617 362.350.444,77
FORTINET INC. US34959E1091	58,81	-0,12% -0,07		06.05.24 22:30:00	14.470.149 855.527.070,19
GE HEALTHCARE TECHNOLOGIE... US36266G1076	79,80	0,42% 0,33		06.05.24 22:30:00	2.389.460 190.153.788,05
GILEAD SCIENCES INC. US3755581036	65,54	1,17% 0,76		06.05.24 22:30:00	7.186.550 467.966.198,60
GLOBALFOUNDRIES INC. KYG393871085	49,73	0,93% 0,46		06.05.24 22:30:00	2.045.165 102.097.676,17
HONEYWELL INTERNATIONAL I... US4385161066	195,00	-0,41% -0,81		06.05.24 22:30:01	2.168.631 422.620.604,55
IDEXX LABORATORIES INC. US45168D1046	476,87	-0,78% -3,73		06.05.24 22:30:01	298.172 142.009.702,18
ILLUMINA INC. US4523271090	118,98	0,89% 1,05		06.05.24 22:30:01	1.803.165 213.106.189,90
INTEL CORP.	30,97	0,63%		06.05.24	35.827.722

US4581401001		0,19		22:30:01	1.108.085.633,67
INTUIT INC. US4612021034	634,64	0,85% 5,37		06.05.24 22:30:01	802.868 507.677.682,43
INTUITIVE SURGICAL INC US46120E6023	383,05	0,44% 1,69		06.05.24 22:30:01	877.986 335.878.138,90
KEURIG DR PEPPER INC US49271V1008	33,56	-0,80% -0,27		06.05.24 22:30:01	5.029.639 169.009.346,89
KLA CORP. US4824801009	718,38	3,13% 21,79		06.05.24 22:30:01	758.147 539.461.043,78
KRAFT HEINZ CO. US5007541064	35,74	-1,68% -0,61		06.05.24 22:30:01	8.569.097 306.017.267,87
LAM RESEARCH CORP US5128071082	924,54	1,76% 16,01		06.05.24 22:30:00	754.450 696.545.666,26
LINDE PLC IE000S9YS762	426,62	0,71% 3,02		06.05.24 22:30:01	1.515.895 645.510.198,15
LULULEMON ATHLETICA INC. US5500211090	350,24	-1,38% -4,91		06.05.24 22:30:00	1.321.872 463.744.130,57
MARRIOTT INTERNATIONAL IN... US5719032022	236,82	0,95% 2,23		06.05.24 22:30:00	1.067.845 252.521.522,72
MARVELL TECHNOLOGY INC. US5738741041	69,82	1,91% 1,31		06.05.24 22:30:00	7.015.326 487.934.933,49
MERCADOLIBRE INC. US58733R1023	1.653,85	1,43% 23,29		06.05.24 22:30:00	592.211 984.077.167,02
META PLATFORMS INC. CLASS... US30303M1027	465,68	3,04% 13,72		06.05.24 22:30:00	15.040.920 6.926.928.421,52
MICROCHIP TECHNOLOGY INC. US5950171042	93,76	2,63% 2,40		06.05.24 22:30:00	7.204.567 671.885.175,88
MICRON TECHNOLOGY INC US5951121038	120,13	4,73% 5,43		06.05.24 22:30:01	22.491.687 2.696.421.763,66
MICROSOFT CORP. US5949181045	413,54	1,69% 6,88		06.05.24 22:30:00	16.391.421 6.736.332.567,24
MODERNA INC. US60770K1079	122,13	-2,30% -2,87		06.05.24 22:30:00	3.947.519 478.233.439,13
MONDELEZ INTERNATIONAL IN... US6092071058	69,93	0,06% 0,04		06.05.24 22:30:00	5.653.363 394.219.933,73
MONGODB INC. CLASS A US60937P1066	365,67	0,78% 2,82		06.05.24 22:30:00	974.474 356.661.760,23
MONSTER BEVERAGE CORP. US61174X1090	54,22	-1,42% -0,78		06.05.24 22:30:00	10.085.529 547.071.281,45
NETFLIX INC US64110L1061	596,97	3,04% 17,63		06.05.24 22:30:01	3.679.654 2.178.578.805,77
NVIDIA CORP. US67066G1040	921,40	3,77% 33,51		06.05.24 22:30:01	37.092.530 33.885.414.503,35
NXP SEMICONDUCTORS NV NL0009538784	259,63	0,69% 1,78		06.05.24 22:30:01	2.213.172 573.650.093,46
O'REILLY AUTOMOTIVE INC. US67103H1077	1.016,09	0,31% 3,14		06.05.24 22:30:01	348.320 353.587.363,82
OLD DOMINION FREIGHT LINE... US6795801009	180,18	-2,64% -4,88		06.05.24 22:30:01	2.069.158 374.689.280,30
ON SEMICONDUCTOR CORP US6821891057	69,67	-0,99% -0,70		06.05.24 22:30:01	6.047.818 421.109.948,29
PACCAR INC. US6937181088	105,15	0,34% 0,36		06.05.24 22:30:00	2.779.414 292.476.364,84
PALO ALTO NETWORKS INC. US6974351057	300,57	1,47% 4,36		06.05.24 22:30:01	2.881.086 862.816.074,61

PAYCHEX INC US7043261079	120,63	0,44% 0,53		06.05.24 22:30:01	837.892 100.805.527,37
PAYPAL HOLDINGS INC. US70450Y1038	65,61	-0,14% -0,09		06.05.24 22:30:00	11.236.648 735.841.962,82
PEPSICO INC. US7134481081	175,82	-0,19% -0,33		06.05.24 22:30:00	3.576.058 628.325.573,45
PINDUODUO INC. REG. SHS (... US7223041028	138,64	-1,10% -1,54		06.05.24 22:15:00	7.953.468 1.107.324.240,26
QUALCOMM INC. US7475251036	181,85	1,23% 2,21		06.05.24 22:30:00	6.661.013 1.208.878.452,83
REGENERON PHARMACEUTICALS... US75886F1075	958,64	0,17% 1,64		06.05.24 22:30:01	351.992 336.657.717,86
ROPER TECHNOLOGIES INC US7766961061	515,54	-0,32% -1,67		06.05.24 22:30:01	632.970 325.962.173,45
ROSS STORES INC US7782961038	132,48	1,25% 1,64		06.05.24 22:30:01	2.802.983 370.196.903,35
SIRIUS XM HOLDINGS INC. US82968B1035	3,18	1,92% 0,06		06.05.24 22:30:01	11.807.372 37.366.285,73
STARBUCKS CORP US8552441094	72,90	-0,29% -0,21		06.05.24 22:30:01	18.574.863 1.360.690.424,02
SYNOPSIS INC. US8716071076	545,54	1,60% 8,60		06.05.24 22:30:01	674.551 366.190.192,95
T-MOBILE US INC. US8725901040	162,37	-1,35% -2,23		06.05.24 22:30:00	6.021.833 978.231.737,27
TAKE-TWO INTERACTIVE SOFT... US8740541094	148,34	1,69% 2,46		06.05.24 22:30:01	1.080.406 159.701.324,07
TESLA INC. US88160R1014	184,76	1,97% 3,57		06.05.24 22:30:01	84.143.128 15.523.916.863,31
TEXAS INSTRUMENTS INC US8825081040	181,67	1,54% 2,76		06.05.24 22:30:01	4.125.086 746.974.833,22
THE TRADE DESK INC. CLASS... US88339J1051	91,36	3,13% 2,77		06.05.24 22:30:01	3.544.501 320.925.174,23
VERISK ANALYTICS INC. US92345Y1064	241,86	1,91% 4,53		06.05.24 22:30:01	892.941 214.798.268,83
VERTEX PHARMACEUTICALS IN... US92532F1003	402,50	0,35% 1,42		06.05.24 22:30:01	1.461.390 589.143.996,11
WALGREENS BOOTS ALLIANCE ... US9314271084	17,26	-3,09% -0,55		06.05.24 22:30:01	11.447.588 198.845.324,11
WARNER BROS. DISCOVERY IN... US9344231041	7,96	-0,13% -0,01		06.05.24 22:30:01	29.702.371 236.492.271,94
WORKDAY INC. US98138H1014	249,91	-2,29% -5,87		06.05.24 22:30:01	2.881.399 719.467.486,24
XCEL ENERGY INC. US98389B1008	54,36	0,20% 0,11		06.05.24 22:30:01	3.877.069 209.647.892,19