

PX INDEX

ISIN: **XC0009698371** WKN: -

Overview

2024/10/18 16:35:00

Price

1,627.34 CZKDifference  0.89% (14.37)

General attributes

ISIN	XC0009698371
Symbol	-
Country	Czechia
Instruments in index	11
Type of index	Price Index
Security type	Index

Market data

Open	1,612.97 CZK
High	1,629.68 CZK
Low	1,612.97 CZK
Close (prev. day)	1,612.97 CZK
Trading volume (m)	-
Volume (pcs)	-

Top 5

Name 	Price	+ - (%) 	Trend 
MONETA MON...	114.00	+2.89 	
ERSTE GROU...	50.20	+0.99 	
VIENNA INS...	30.55	+0.92 	
KOMERCNI B...	815.50	+0.49 	
CEZ AS	864.00	+0.35 	

Intraday 1w 1m 6m 1y 3y

Flop 5

Name 	Price	+ - (%) 	Trend 
PRIMOCO UA...	895.00	-0.56 	
COLT CZ GR...	603.00	-0.33 	

Intraday 1w 1m 6m 1y 3y

Futures and Options

Related Futures	-
Related Options	-

5y














Information about previous performance does not guarantee future performance.

Source: FactSet

Recent research

on market

Date	Headline	Download 
2024/10/15	 NET4GAS: Acquisition by ČEPS provides financial se...	
2024/10/15	 NET4GAS: Übernahme durch ČEPS gibt finanzielle Sic...	
2024/10/15	 Endgültige Inflationszahlen und Handelsdaten	
2024/10/13	 Final inflation numbers and trade data	
2024/10/10	 CEE is not finished with monetary easing, rates wi...	

Details

2024/10/18 16:35:00

Price

1,627.34 CZKDifference  0.89% (14.37)

General attributes

ISIN XC0009698371

Symbol -

Country Czechia

Security type Index

Instruments in index 11

Market data

Open 1,612.97 CZK

High 1,629.68 CZK

Low 1,612.97 CZK

Close (prev. day) 1,612.97 CZK

Trading volume (m) -

Volume (pcs) -

Performance and Risk

	6m	1y	3y
Perf (%)	+4.97%	+20.38%	+20.14%
Perf (abs.)	+77.00	+275.50	+272.80
Beta	-	-	-
Volatility	11.33	9.80	14.85



Information about previous performance does not guarantee future performance.

Source: FactSet

Price data

Ø price 5 days Ø volume 5 days (pcs.)	1,612.31 CZK (0)
Ø price 30 days Ø volume 30 days (pcs.)	1,592.18 CZK (0)
Ø price 100 days Ø volume 100 days (pcs.)	1,575.72 CZK (0)
Ø price 250 days Ø volume 250 days (pcs.)	1,508.34 CZK (0)
YTD High date	1,629.68 CZK (2024/10/18)
YTD Low date	1,414.06 CZK (2024/01/02)
52 Weeks High date	1,629.68 CZK (2024/10/18)
52 Weeks Low date	1,333.83 CZK (2023/10/20)

Composition

Name  ISIN	Price	Diff %  Diff +/-	Performance 	Date Time	Turnover Pc.  Turnover Money 
CEZ AS CZ0005112300	864.00	0.35% 3.00		24/10/18 16:15:06	140,310 121,106,981.50
COLT CZ GROUP SE CZK0.10 CZ0009008942	603.00	-0.33% -2.00		24/10/18 16:24:32	68,831 41,694,493.00
ERSTE GROUP BANK AG AT0000652011	1,271.50	0.99% 12.50		24/10/18 16:20:01	58,467 73,923,554.50
GEVORKYAN A.S. NPV SK1000025322	258.00	0.00% 0.00		24/10/18 15:52:05	1,444 372,544.00
KOFOLO CESKOSLOVENSKO AS ... CZ0009000121	333.00	0.30% 1.00		24/10/18 16:15:06	5,230 1,717,058.00
KOMERCNI BANKA CZ0008019106	815.50	0.49% 4.00		24/10/18 16:23:12	63,233 51,468,251.50
MONETA MONEY BANK A.S. CZ0008040318	114.00	2.89% 3.20		24/10/18 16:15:09	650,333 73,829,642.20
PHILIP MORRIS(CZ) CZK1000 CS0008418869	15,960.00	0.25% 40.00		24/10/18 16:05:33	254 4,046,200.00
PHOTON ENERGY NV NL0010391108	35.05	0.14% 0.05		24/10/18 16:08:23	8,306 294,891.00
PRIMOCO UAV SE CZK1 CZ0005135970	895.00	-0.56% -5.00		24/10/18 13:47:13	290 258,245.00
VIENNA INSURANCE GROUP AT0000908504	770.00	0.92% 7.00		24/10/18 14:47:24	874 671,334.00