

## PX INDEX

ISIN: **XC0009698371** WKN: -

## Overview

2024/09/13 16:35:00

Price

**1,580.46** CZKDifference  0.18% (2.91)

## General attributes

ISIN	XC0009698371
Symbol	-
Country	Czechia
Instruments in index	11
Type of index	Price Index
Security type	Index

## Market data


Open	1,577.55 CZK
High	1,580.58 CZK
Low	1,573.38 CZK
Close (prev. day)	1,577.55 CZK
Trading volume (m)	-
Volume (pcs)	-

## Top 5

Name 	Price	+ - (%) 	Trend 
PRIMOCO UA...	910.00	+2.25 	
ERSTE GROU...	48.06	+0.75 	
CEZ AS	859.00	+0.59 	
PHOTON ENE...	38.20	+0.53 	

Intraday **1w** 1m 6m 1y 3y

## Flop 5

Name 	Price	+ - (%) 	Trend 
GEVORKYAN ...	258.00	-0.77 	
COLT CZ GR...	650.00	-0.61 	
KOFOLA CES...	333.00	-0.60 	
PHILIP MOR...	15,280.00	-0.26 	
VIENNA INS...	30.60	-0.26 	

5y














Information about previous performance does not guarantee future performance.

Source: FactSet

## Recent research

## on market

Date	Headline	Download 
2024/09/13	 Czechia   Gradual economic recovery	
2024/09/13	 CEE   Germany's underperformance is sneaking into ...	
2024/09/10	 Inflation driven by services	
2024/09/08	 Will Croatia see a rating upgrade?	
2024/09/06	 Industrial production to improve next year	

Intraday 1w 1m 6m 1y 3y

**Futures and Options**

Related Futures -

Related Options -

## Details

2024/09/13 16:35:00

Price

**1,580.46** CZK

Difference



0.18% (2.91)

## General attributes

ISIN XC0009698371

Symbol -

Country Czechia

Security type Index

Instruments in index 11

## Market data

Open 1,577.55 CZK

High 1,580.58 CZK

Low 1,573.38 CZK

Close (prev. day) 1,577.55 CZK

Trading volume (m) -

Volume (pcs) -

## Performance and Risk

	6m	1y	3y
Perf (%)	+6.53%	+18.06%	+22.62%
Perf (abs.)	+96.88	+241.75	+291.57
Beta	-	-	-
Volatility	11.57	9.78	14.92



5y






Information about previous performance does not guarantee future performance.

Source: FactSet

## Price data

Ø price 5 days   Ø volume 5 days (pcs.)	1,578.71 CZK (0)
Ø price 30 days   Ø volume 30 days (pcs.)	1,574.22 CZK (0)
Ø price 100 days   Ø volume 100 days (pcs.)	1,565.28 CZK (0)
Ø price 250 days   Ø volume 250 days (pcs.)	1,483.27 CZK (0)
YTD High   date	1,619.09 CZK (2024/07/24)
YTD Low   date	1,414.06 CZK (2024/01/02)
52 Weeks High   date	1,619.09 CZK (2024/07/24)
52 Weeks Low   date	1,325.12 CZK (2023/10/05)

## Composition

Name  ISIN	Price	Diff %  Diff +/-	Performance 	Date Time	Turnover Pc.  Turnover Money 
CEZ AS CZ0005112300	859.00	0.59% 5.00		24/09/13 16:24:27	192,144 164,464,253.50
COLT CZ GROUP SE CZK0.10 CZ0009008942	650.00	-0.61% -4.00		24/09/13 16:18:08	9,657 6,289,427.00
ERSTE GROUP BANK AG AT0000652011	1,203.50	0.75% 9.00		24/09/13 16:21:14	39,394 47,309,262.50
GEVORKYAN A.S. NPV SK1000025322	258.00	-0.77% -2.00		24/09/13 15:57:37	482 125,106.00
KOFOLA CESKOSLOVENSKO AS ... CZ0009000121	333.00	-0.60% -2.00		24/09/13 16:18:42	1,649 549,692.00
KOMERCNI BANKA CZ0008019106	763.50	-0.07% -0.50		24/09/13 16:23:05	30,959 23,644,505.50
MONETA MONEY BANK A.S. CZ0008040318	110.00	0.00% 0.00		24/09/13 16:18:18	150,807 16,529,626.40
PHILIP MORRIS(CZ) CZK1000 CS0008418869	15,280.00	-0.26% -40.00		24/09/13 16:15:07	228 3,491,800.00
PHOTON ENERGY NV NL0010391108	38.20	0.53% 0.20		24/09/13 16:08:12	21,095 801,258.25
PRIMOCO UAV SE CZK1 CZ0005135970	910.00	2.25% 20.00		24/09/13 15:21:54	215 193,710.00
VIENNA INSURANCE GROUP AT0000908504	768.00	-0.26% -2.00		24/09/13 16:15:14	1,307 1,003,627.00