

PX INDEX

ISIN: **XC0009698371** WKN: -

Overview

2024/05/03 16:35:00

Price

1,520.22 CZKDifference  **-2.26%** (-35.22)



General attributes

ISIN	XC0009698371
Symbol	-
Country	Czechia
Instruments in index	11
Type of index	Price Index
Security type	Index

Market data

Open	1,555.44 CZK
High	1,561.94 CZK
Low	1,519.80 CZK
Close (prev. day)	1,555.44 CZK
Trading volume (m)	-
Volume (pcs)	-

Top 5

Name 	Price	+ - (%) 	Trend 
COLT CZ GR...	685.00	+3.32	
MONETA MON...	96.90	+1.57	
KOFOLA CES...	272.00	+0.37	

Intraday 1w 1m 6m 1y 3y

Flop 5

Name 	Price	+ - (%) 	Trend 
KOMERCNI B...	786.00	-10.12	
PRIMOCO UA...	860.00	-4.44	
GEVORKYAN ...	250.00	-1.57	
CEZ AS	851.00	-1.22	
ERSTE GROU...	44.67	-1.11	

Intraday 1w 1m 6m 1y 3y

Futures and Options

Related Futures	-
Related Options	-

5y













Information about previous performance does not guarantee future performance.

Source: FactSet

Recent research

on market

Date	Headline	Download
2024/05/02	 CNB may ease the pace of rate cuts	
2024/05/02	 CNB a press conference can be important	
2024/04/30	 Czech economy is recovering	
2024/04/29	 Focus on GDP data and central bank meeting in Czec...	
2024/04/23	 CEE Special Report Strong growth in CEE economie...	

Details

2024/05/03 16:35:00

Price

1,520.22 CZKDifference  -2.26% (-35.22)

General attributes

ISIN XC0009698371

Symbol -

Country Czechia

Security type Index

Instruments in index 11

Market data

Open 1,555.44 CZK

High 1,561.94 CZK

Low 1,519.80 CZK

Close (prev. day) 1,555.44 CZK

Trading volume (m) -

Volume (pcs) -

Performance and Risk

	6m	1y	3y
Perf (%)	+10.01%	+9.93%	+37.55%
Perf (abs.)	+138.34	+137.36	+415.00
Beta	-	-	-
Volatility	8.77	9.09	14.82

1,500.00

1,375.00

1,250.00

1,125.00

1,000.00

875.00

750.00

2020

2021

2022

2023

2024

5y

Information about previous performance does not guarantee future performance.
Source: FactSet

Price data

Ø price 5 days Ø volume 5 days (pcs.)	1,543.71 CZK (0)
Ø price 30 days Ø volume 30 days (pcs.)	1,533.89 CZK (0)
Ø price 100 days Ø volume 100 days (pcs.)	1,474.08 CZK (0)
Ø price 250 days Ø volume 250 days (pcs.)	1,395.70 CZK (0)
YTD High date	1,571.57 CZK (2024/04/24)
YTD Low date	1,414.06 CZK (2024/01/02)
52 Weeks High date	1,571.57 CZK (2024/04/24)
52 Weeks Low date	1,255.95 CZK (2023/06/29)

Composition

Name  ISIN	Price	Diff %  Diff +/-	Performance 	Date Time	Turnover Pc.  Turnover Money 
CEZ AS CZ0005112300	851.00	-1.22% -10.50		24/05/03 16:15:34	103,814 88,842,982.00
COLT CZ GROUP SE CZK0.10 CZ0009008942	685.00	3.32% 22.00	█	24/05/03 16:15:25	18,239 12,241,363.00
ERSTE GROUP BANK AG AT0000652011	1,115.00	-1.11% -12.50		24/05/03 16:17:24	98,577 111,006,132.50
GEVORKYAN A.S. NPV SK1000025322	250.00	-1.57% -4.00		24/05/03 16:09:17	2,243 564,268.00
KOFOLA CESKOSLOVENSKO AS ... CZ0009000121	272.00	0.37% 1.00		24/05/03 16:15:24	14,025 3,803,134.00
KOMERCNI BANKA CZ0008019106	786.00	-10.12% -88.50		24/05/03 16:22:59	438,805 347,879,254.50
MONETA MONEY BANK A.S. CZ0008040318	96.90	1.57% 1.50	█	24/05/03 16:15:22	321,700 31,139,746.90
PHILIP MORRIS(CZ) CZK1000 CS0008418869	15,920.00	-0.50% -80.00		24/05/03 16:09:35	786 12,534,260.00
PHOTON ENERGY NV NL0010391108	1.72	0.29% 0.01		24/05/03 21:33:06	- -
PRIMOCO UAV SE CZK1 CZ0005135970	860.00	-4.44% -40.00		24/05/03 16:15:04	3,903 3,331,115.00
VIENNA INSURANCE GROUP AT0000908504	737.00	-0.14% -1.00		24/05/03 14:41:51	529 391,039.00