

# PX INDEX

ISIN: **XC0009698371** WKN: -

## Overview

2024/04/26 16:35:00

Price

**1,543.38** CZK

Difference ▼ **-0.98%** (-15.24)

### General attributes

ISIN	XC0009698371
Symbol	-
Country	Czechia
Instruments in index	11
Type of index	Price Index
Security type	Index

### Market data

Open	1,558.62 CZK
High	1,560.90 CZK
Low	1,539.66 CZK
Close (prev. day)	1,558.62 CZK
Trading volume (m)	-
Volume (pcs)	-

### Top 5

Name <span>↕</span>	Price	+ - (%)	Trend <span>↕</span>
PRIMOCO UA...	900.00	+1.69	<span style="color: green;">▲</span>
PHILIP MOR...	15,960.00	+1.01	<span style="color: green;">▲</span>
CEZ AS	854.50	+0.65	<span style="color: gray;">↔</span>
KOFOLA CES...	272.00	+0.37	<span style="color: gray;">↔</span>
ERSTE GROU...	43.97	+0.22	<span style="color: gray;">↔</span>

Intraday **1w** 1m 6m 1y 3y

### Flop 5

Name <span>↕</span>	Price	+ - (%)	Trend <span>↕</span>
MONETA MON...	97.00	-6.19	<span style="color: red;">▼</span>
VIENNA INS...	29.15	-2.02	<span style="color: red;">▼</span>
GEVORKYAN ...	252.00	-0.79	<span style="color: gray;">↔</span>

Intraday **1w** 1m 6m 1y 3y

5y



Information about previous performance does not guarantee future performance.  
Source: FactSet

### Recent research

#### on market

Date	Headline	Download
2024/04/23	CEE Special Report   Strong growth in CEE economie...	<span>↓</span>
2024/04/21	Hungarian central bank to cut rates further	<span>↓</span>
2024/04/18	CEE corporate bond rally	<span>↓</span>
2024/04/18	Die Rally bei CEE-Corporate Bonds	<span>↓</span>
2024/04/15	Parliamentary elections in Croatia	<span>↓</span>

**Futures and Options**

**Related Futures** -

**Related Options** -

## Details

2024/04/26 16:35:00

Price

**1,543.38** CZKDifference  **-0.98%** (-15.24)

## General attributes

ISIN XC0009698371

Symbol -

Country Czechia

Security type Index

Instruments in index 11

## Market data

Open 1,558.62 CZK

High 1,560.90 CZK

Low 1,539.66 CZK

Close (prev. day) 1,558.62 CZK

Trading volume (m) -

Volume (pcs) -

## Performance and Risk





	6m	1y	3y
Perf (%)	+14.68%	+9.51%	+40.92%
Perf (abs.)	+197.57	+134.01	+448.18
Beta	-	-	-
Volatility	8.15	9.20	14.76



## Price data

Ø price 5 days   Ø volume 5 days (pcs.)	1,557.51 CZK (0)
Ø price 30 days   Ø volume 30 days (pcs.)	1,526.55 CZK (0)
Ø price 100 days   Ø volume 100 days (pcs.)	1,468.48 CZK (0)
Ø price 250 days   Ø volume 250 days (pcs.)	1,393.11 CZK (0)
YTD High   date	1,571.57 CZK (2024/04/24)
YTD Low   date	1,414.06 CZK (2024/01/02)
52 Weeks High   date	1,571.57 CZK (2024/04/24)
52 Weeks Low   date	1,255.95 CZK (2023/06/29)

## Composition

Name  ISIN	Price	Diff %  Diff +/-	Performance 	Date Time	Turnover Pc.  Turnover Money 
CEZ AS CZ0005112300	854.50	0.65% 5.50		24/04/26 16:15:20	60,478 51,485,066.00
COLT CZ GROUP SE CZK0.10 CZ0009008942	635.00	0.16% 1.00		24/04/26 16:15:00	3,699 2,348,177.00
ERSTE GROUP BANK AG AT0000652011	1,116.00	0.22% 2.50		24/04/26 16:20:22	47,046 52,611,076.00
GEVORKYAN A.S. NPV SK1000025322	252.00	-0.79% -2.00		24/04/26 14:28:36	160 40,440.00
KOFOLO CESKOSLOVENSKO AS ... CZ0009000121	272.00	0.37% 1.00		24/04/26 16:15:06	6,756 1,837,331.00
KOMERCNI BANKA CZ0008019106	862.00	0.06% 0.50		24/04/26 16:15:30	139,640 120,551,522.50
MONETA MONEY BANK A.S. CZ0008040318	97.00	-6.19% -6.40		24/04/26 16:21:21	1,020,859 99,059,912.10
PHILIP MORRIS(CZ) CZK1000 CS0008418869	15,960.00	1.01% 160.00		24/04/26 16:15:15	280 4,451,080.00
PHOTON ENERGY NV NL0010391108	44.40	0.00% 0.00		24/04/26 15:36:39	6,043 269,365.00
PRIMOCO UAV SE CZK1 CZ0005135970	900.00	1.69% 15.00		24/04/26 15:35:04	894 802,900.00
VIENNA INSURANCE GROUP AT0000908504	728.00	-2.02% -15.00		24/04/26 16:15:28	1,999 1,464,191.00