

## PX INDEX

ISIN: **XC0009698371** WKN: -

## Overview

2024/04/25 16:35:00

Price

**1,558.62** CZKDifference  -0.32% (-4.95)

## General attributes

ISIN XC0009698371

Symbol -

Country Czechia

Instruments in index 11

Type of index Price Index

Security type Index

## Top 5

Name	Price	+ - (%)	Trend
GEVORKYAN ...	254.00	+0.79	
COLT CZ GR...	634.00	+0.63	
MONETA MON...	103.40	+0.39	
CEZ AS	849.00	+0.24	

Intraday 1w 1m 6m 1y 3y

## Flop 5









Name	Price	+ - (%)	Trend
KOFOLA CES...	271.00	-1.45	
VIENNA INS...	29.25	-0.93	
KOMERCNI B...	861.50	-0.92	
PRIMOCO UA...	885.00	-0.56	
PHOTON ENE...	44.40	-0.56	

Intraday 1w 1m 6m 1y 3y



Information about previous performance does not guarantee future performance.  
Source: FactSet

## Recent research

on market		
Date	Headline	Download
2024/04/23	 CEE Special Report   Strong growth in CEE economie...	
2024/04/21	 Hungarian central bank to cut rates further	
2024/04/18	 CEE corporate bond rally	
2024/04/18	 Die Rally bei CEE-Corporate Bonds	
2024/04/15	 Parliamentary elections in Croatia	

**More information on countries & regions**

**➤ Markets by Region**

## Details

2024/04/25 16:35:00

Price

**1,558.62** CZKDifference  -0.32% (-4.95)

## General attributes

ISIN XC0009698371

Symbol -

Country Czechia

Security type Index

Instruments in index 11

## Market data

Open 1,563.83 CZK

High 1,565.80 CZK

Low 1,554.72 CZK

Close (prev. day) 1,563.57 CZK

Trading volume (m) -

Volume (pcs) -

## Performance and Risk

	6m	1y	3y
Perf (%)	+15.82%	+10.28%	+43.31%
Perf (abs.)	+212.95	+145.34	+471.01
Beta	-	-	-
Volatility	8.01	9.16	14.74



5y

Information about previous performance does not guarantee future performance.

Source: FactSet

## Price data

Ø price 5 days   Ø volume 5 days (pcs.)	1,558.96 CZK (0)
Ø price 30 days   Ø volume 30 days (pcs.)	1,524.56 CZK (0)
Ø price 100 days   Ø volume 100 days (pcs.)	1,466.95 CZK (0)
Ø price 250 days   Ø volume 250 days (pcs.)	1,392.60 CZK (0)
YTD High   date	1,571.57 CZK (2024/04/24)
YTD Low   date	1,414.06 CZK (2024/01/02)
52 Weeks High   date	1,571.57 CZK (2024/04/24)
52 Weeks Low   date	1,255.95 CZK (2023/06/29)

## Composition

Name  ISIN	Price	Diff %  Diff +/-	Performance 	Date Time	Turnover Pc.  Turnover Money 
CEZ AS CZ0005112300	849.00	0.24% 2.00		24/04/25 16:16:29	122,284 103,469,240.50
COLT CZ GROUP SE CZK0.10 CZ0009008942	634.00	0.63% 4.00		24/04/25 16:15:20	8,484 5,368,928.00
ERSTE GROUP BANK AG AT0000652011	1,113.50	-0.49% -5.50		24/04/25 16:23:14	145,485 162,397,608.00
GEVORKYAN A.S. NPV SK1000025322	254.00	0.79% 2.00		24/04/25 15:09:52	100 25,218.00
KOFOLA CESKOSLOVENSKO AS ... CZ0009000121	271.00	-1.45% -4.00		24/04/25 15:54:58	6,588 1,791,136.00
KOMERCNI BANKA CZ0008019106	861.50	-0.92% -8.00		24/04/25 16:24:32	226,235 195,076,313.00
MONETA MONEY BANK A.S. CZ0008040318	103.40	0.39% 0.40		24/04/25 16:19:03	584,869 60,384,026.60
PHILIP MORRIS(CZ) CZK1000 CS0008418869	15,800.00	-0.25% -40.00		24/04/25 16:15:15	393 6,211,480.00
PHOTON ENERGY NV NL0010391108	44.40	-0.56% -0.25		24/04/25 14:57:43	5,673 253,215.75
PRIMOCO UAV SE CZK1 CZ0005135970	885.00	-0.56% -5.00		24/04/25 16:09:43	1,724 1,508,960.00
VIENNA INSURANCE GROUP AT0000908504	743.00	-0.93% -7.00		24/04/25 16:15:01	1,864 1,383,670.00