

PX INDEX

ISIN: **XC0009698371** WKN: -

Overview

2024/04/19 16:35:00

Price

1,550.61 CZKDifference  0.02% (0.27)

General attributes

ISIN XC0009698371

Symbol -

Country Czechia

Instruments in index 11

Type of index Price Index

Security type Index

Market data

Open 1,550.34 CZK

High 1,554.38 CZK

Low 1,547.22 CZK

Close (prev. day) 1,550.34 CZK

Trading volume (m) -

Volume (pcs) -

Top 5

Name 	Price	+ - (%) 	Trend 
ERSTE GROU...	43.00	+0.98	
VIENNA INS...	29.10	+0.27	

Intraday 1w 1m 6m 1y 3y

Flop 5

Name 	Price	+ - (%) 	Trend 
GEVORKYAN ...	254.00	-1.55	
PHILIP MOR...	15,820.00	-1.25	
PHOTON ENE...	45.90	-0.86	
KOFOLA CES...	271.00	-0.73	
KOMERCNI B...	861.50	-0.46	

Intraday 1w 1m 6m 1y 3y

5y














Information about previous performance does not guarantee future performance.

Source: FactSet

Recent research

on market

Date	Headline	Download 
2024/04/18	 CEE corporate bond rally	
2024/04/18	 Die Rally bei CEE-Corporate Bonds	
2024/04/15	 Parliamentary elections in Croatia	
2024/04/11	 Less aggressive monetary easing to come	
2024/04/10	 Prices of services continue to rise	

Futures and Options

Related Futures -

Related Options -

Details

2024/04/19 16:35:00

Price

1,550.61 CZKDifference  0.02% (0.27)

General attributes

ISIN XC0009698371

Symbol -

Country Czechia

Security type Index

Instruments in index 11

Market data

Open 1,550.34 CZK

High 1,554.38 CZK

Low 1,547.22 CZK

Close (prev. day) 1,550.34 CZK

Trading volume (m) -

Volume (pcs) -

Performance and Risk

	6m	1y	3y
Perf (%)	+15.14%	+9.54%	+39.95%
Perf (abs.)	+203.95	+135.10	+442.60
Beta	-	-	-
Volatility	7.96	9.16	14.76



Information about previous performance does not guarantee future performance.

Source: FactSet

Price data

Ø price 5 days Ø volume 5 days (pcs.)	1,550.61 CZK (0)
Ø price 30 days Ø volume 30 days (pcs.)	1,511.90 CZK (0)
Ø price 100 days Ø volume 100 days (pcs.)	1,459.94 CZK (0)
Ø price 250 days Ø volume 250 days (pcs.)	1,390.24 CZK (0)
YTD High date	1,562.81 CZK (2024/04/12)
YTD Low date	1,414.06 CZK (2024/01/02)
52 Weeks High date	1,562.81 CZK (2024/04/12)
52 Weeks Low date	1,255.95 CZK (2023/06/29)

Composition

Name  ISIN	Price	Diff %  Diff +/-	Performance 	Date Time	Turnover Pc.  Turnover Money 
CEZ AS CZ0005112300	872.00	-0.23% -2.00		24/04/19 16:16:23	114,269 99,599,588.50
COLT CZ GROUP SE CZK0.10 CZ0009008942	626.00	-0.32% -2.00		24/04/19 16:15:00	5,738 3,621,673.00
ERSTE GROUP BANK AG AT0000652011	1,080.00	0.98% 10.50		24/04/19 16:15:15	91,567 98,463,681.50
GEVORKYAN A.S. NPV SK1000025322	254.00	-1.55% -4.00		24/04/19 16:15:17	12,497 3,282,142.00
KOFOLA CESKOSLOVENSKO AS ... CZ0009000121	271.00	-0.73% -2.00		24/04/19 16:09:31	2,875 782,337.00
KOMERCNI BANKA CZ0008019106	861.50	-0.46% -4.00		24/04/19 16:15:15	203,750 175,966,965.50
MONETA MONEY BANK A.S. CZ0008040318	101.80	0.00% 0.00		24/04/19 16:15:04	360,252 36,711,769.00
PHILIP MORRIS(CZ) CZK1000 CS0008418869	15,820.00	-1.25% -200.00		24/04/19 16:22:49	215 3,434,740.00
PHOTON ENERGY NV NL0010391108	45.90	-0.86% -0.40		24/04/19 15:55:53	1,364 62,739.60
PRIMOCO UAV SE CZK1 CZ0005135970	900.00	0.00% 0.00		24/04/19 14:58:57	9 8,100.00
VIENNA INSURANCE GROUP AT0000908504	735.00	0.27% 2.00		24/04/19 15:41:24	311 228,445.00