

PX INDEX

ISIN: **XC0009698371** WKN: -

Overview

2024/04/23 16:24:30

Price

1,564.82 CZKDifference  0.49% (7.65)

General attributes

ISIN XC0009698371

Symbol -

Country Czechia

Instruments in index 11

Type of index Price Index

Security type Index

Market data

Open 1,557.17 CZK

High 1,565.45 CZK

Low 1,555.36 CZK

Close (prev. day) 1,557.17 CZK

Trading volume (m) -











Volume (pcs) -

Top 5

Name 	Price	+ - (%) 	Trend 
ERSTE GROU...	44.25	+1.36 	
KOMERCNI B...	872.00	+1.04 	
MONETA MON...	103.00	+0.98 	
VIENNA INS...	29.55	+0.95 	
PHOTON ENE...	45.60	+0.44 	

Intraday 1w 1m 6m 1y 3y

Flop 5

Name 	Price	+ - (%) 	Trend 
CEZ AS	855.00	-1.16 	
PRIMOCO UA...	890.00	-1.11 	
PHILIP MOR...	15,840.00	-0.88 	
COLT CZ GR...	628.00	-0.32 	

Intraday 1w 1m 6m 1y 3y

5y





Information about previous performance does not guarantee future performance.

Source: FactSet

Recent research

on market

Date	Headline	Download 
2024/04/23	 CEE Special Report Strong growth in CEE economie...	
2024/04/21	 Hungarian central bank to cut rates further	
2024/04/18	 CEE corporate bond rally	
2024/04/18	 Die Rally bei CEE-Corporate Bonds	
2024/04/15	 Parliamentary elections in Croatia	

Futures and Options

Related Futures -

Related Options -

Details

2024/04/23 16:24:30

Price

1,564.82 CZKDifference  0.49% (7.65)

General attributes

ISIN XC0009698371

Symbol -

Country Czechia

Security type Index

Instruments in index 11

Market data

Open 1,557.17 CZK

High 1,565.45 CZK

Low 1,555.36 CZK

Close (prev. day) 1,557.17 CZK

Trading volume (m) -

Volume (pcs) -

Performance and Risk

	6m	1y	3y
Perf (%)	+16.07%	+9.89%	+42.55%
Perf (abs.)	+215.57	+140.13	+464.84
Beta	-	-	-
Volatility	7.97	9.16	14.76

1,500.00
1,375.00
1,250.00
1,125.00
1,000.00
875.00
750.00



5y

Information about previous performance does not guarantee future performance.

Source: FactSet

Price data

Ø price 5 days Ø volume 5 days (pcs.)	1,550.53 CZK (0)
Ø price 30 days Ø volume 30 days (pcs.)	1,514.86 CZK (0)
Ø price 100 days Ø volume 100 days (pcs.)	1,461.71 CZK (0)
Ø price 250 days Ø volume 250 days (pcs.)	1,390.80 CZK (0)
YTD High date	1,562.81 CZK (2024/04/12)
YTD Low date	1,414.06 CZK (2024/01/02)
52 Weeks High date	1,562.81 CZK (2024/04/12)
52 Weeks Low date	1,255.95 CZK (2023/06/29)

Composition

Name  ISIN	Price	Diff %  Diff +/-	Performance 	Date Time	Turnover Pc.  Turnover Money 
CEZ AS CZ0005112300	855.00	-1.16% -10.00		24/04/23 16:15:55	107,813 92,432,100.50
COLT CZ GROUP SE CZK0.10 CZ0009008942	628.00	-0.32% -2.00		24/04/23 16:15:16	9,459 5,961,113.00
ERSTE GROUP BANK AG AT0000652011	1,115.00	1.36% 15.00	█	24/04/23 16:20:01	253,679 281,054,639.00
GEVORKYAN A.S. NPV SK1000025322	258.00	0.00% 0.00		24/04/23 14:02:27	20 5,160.00
KOFOLA CESKOSLOVENSKO AS ... CZ0009000121	273.00	0.00% 0.00		24/04/23 16:09:31	939 256,648.00
KOMERCNI BANKA CZ0008019106	872.00	1.04% 9.00	█	24/04/23 16:23:02	296,790 257,553,142.00
MONETA MONEY BANK A.S. CZ0008040318	103.00	0.98% 1.00	█	24/04/23 16:24:30	738,346 75,713,199.20
PHILIP MORRIS(CZ) CZK1000 CS0008418869	15,840.00	-0.88% -140.00		24/04/23 16:19:01	528 8,396,340.00
PHOTON ENERGY NV NL0010391108	45.60	0.44% 0.20	█	24/04/23 14:38:00	11,863 535,361.15
PRIMOCO UAV SE CZK1 CZ0005135970	890.00	-1.11% -10.00		24/04/23 15:18:04	687 615,100.00
VIENNA INSURANCE GROUP AT0000908504	745.00	0.95% 7.00	█	24/04/23 15:50:01	6,547 4,876,451.00