

## PX INDEX

ISIN: XC0009698371 WKN: -

## Overview

2024/04/12 16:35:00

Price

**1,558.96** CZKDifference  0.78% (12.07)

## General attributes

ISIN XC0009698371

Symbol -

Country Czechia

Instruments in index 11

Type of index Price Index

Security type Index

## Market data

Open 1,547.79 CZK

High 1,562.81 CZK




Low 1,547.79 CZK

Close (prev. day) 1,546.89 CZK

Trading volume (m) -

Volume (pcs) -

## Top 5

Name 	Price	+ - (%) 	Trend 
CEZ AS	883.00	+2.73 	
PHOTON ENE...	45.80	+1.78 	
MONETA MON...	103.60	+1.57 	
KOFOLA CES...	273.00	+1.11 	
GEVORKYAN ...	256.00	+0.79 	

Intraday 1w 1m 6m 1y 3y

## Flop 5

Name 	Price	+ - (%) 	Trend 
PHILIP MOR...	15,680.00	-0.76 	
VIENNA INS...	28.90	-0.41 	
ERSTE GROU...	42.21	-0.05 	

Intraday 1w 1m 6m 1y 3y

## Futures and Options

Related Futures -

5y














Information about previous performance does not guarantee future performance.

Source: FactSet

## Recent research

on market

Date	Headline	Download 
2024/04/11	 Less aggressive monetary easing to come	
2024/04/10	 Prices of services continue to rise	
2024/04/08	 Industrial output positively surprised	
2024/04/08	 Inflation numbers and Serbia's central bank meetin...	
2024/04/05	 EU News Monthly April 2024	

**Related Options**

-

## Details

2024/04/12 16:35:00

Price

**1,558.96** CZKDifference  0.78% (12.07)

## General attributes

ISIN XC0009698371

Symbol -

Country Czechia

Security type Index

Instruments in index 11

## Market data

Open 1,547.79 CZK

High 1,562.81 CZK

Low 1,547.79 CZK

Close (prev. day) 1,546.89 CZK

Trading volume (m) -

Volume (pcs) -

## Performance and Risk

	6m	1y	3y
Perf (%)	+15.50%	+11.17%	+42.18%
Perf (abs.)	+209.21	+156.64	+462.49
Beta	-	-	-
Volatility	7.99	9.20	14.77



Information about previous performance does not guarantee future performance.

Source: FactSet

## Price data

Ø price 5 days   Ø volume 5 days (pcs.)	1,544.94 CZK (0)
Ø price 30 days   Ø volume 30 days (pcs.)	1,496.29 CZK (0)
Ø price 100 days   Ø volume 100 days (pcs.)	1,451.82 CZK (0)
Ø price 250 days   Ø volume 250 days (pcs.)	1,387.53 CZK (0)
YTD High   date	1,562.81 CZK (2024/04/12)
YTD Low   date	1,414.06 CZK (2024/01/02)
52 Weeks High   date	1,562.81 CZK (2024/04/12)
52 Weeks Low   date	1,255.95 CZK (2023/06/29)

## Composition

Name  ISIN	Price	Diff %  Diff +/-	Performance 	Date Time	Turnover Pc.  Turnover Money 
CEZ AS CZ0005112300	883.00	2.73% 23.50		24/04/12 16:24:31	236,505 207,908,079.50
COLT CZ GROUP SE CZK0.10 CZ0009008942	618.00	0.00% 0.00		24/04/12 16:15:25	7,039 4,354,104.00
ERSTE GROUP BANK AG AT0000652011	1,076.50	-0.05% -0.50		24/04/12 16:15:14	40,814 44,030,107.00
GEVORKYAN A.S. NPV SK1000025322	256.00	0.79% 2.00		24/04/12 12:36:39	751 190,594.00
KOFOLO CESKOSLOVENSKO AS ... CZ0009000121	273.00	1.11% 3.00		24/04/12 16:15:21	8,380 2,307,189.00
KOMERCNI BANKA CZ0008019106	871.00	0.35% 3.00		24/04/12 16:20:51	129,428 112,620,236.50
MONETA MONEY BANK A.S. CZ0008040318	103.60	1.57% 1.60		24/04/12 16:15:15	646,329 66,738,935.60
PHILIP MORRIS(CZ) CZK1000 CS0008418869	15,680.00	-0.76% -120.00		24/04/12 16:15:11	315 4,959,660.00
PHOTON ENERGY NV NL0010391108	45.80	1.78% 0.80		24/04/12 16:15:18	1,280 58,137.00
PRIMOCO UAV SE CZK1 CZ0005135970	915.00	0.00% 0.00		24/04/12 14:43:14	36 32,940.00
VIENNA INSURANCE GROUP AT0000908504	731.00	-0.41% -3.00		24/04/12 16:06:44	609 446,517.00