

PX INDEX

ISIN: XC0009698371 WKN: -

Overview

2024/04/15 16:35:00

Price

1,557.56 CZKDifference  -0.09% (-1.40)








General attributes

ISIN	XC0009698371
Symbol	-
Country	Czechia
Instruments in index	11
Type of index	Price Index
Security type	Index

Market data

Open	1,559.12 CZK
High	1,561.52 CZK
Low	1,553.93 CZK
Close (prev. day)	1,558.96 CZK
Trading volume (m)	-
Volume (pcs)	-

Top 5

Name 	Price	+ - (%)	Trend 
PHOTON ENE...	46.65	+1.86	
PHILIP MOR...	15,940.00	+1.66	
KOFOLA CES...	276.00	+1.10	
KOMERCNI B...	878.00	+0.80	
COLT CZ GR...	620.00	+0.32	

Intraday 1w 1m 6m 1y 3y

Flop 5

Name 	Price	+ - (%)	Trend 
PRIMOCO UA...	900.00	-1.64	
CEZ AS	875.00	-0.91	
ERSTE GROU...	41.79	-0.56	
MONETA MON...	103.20	-0.39	

5y



Information about previous performance does not guarantee future performance.

Source: FactSet

Recent research

on market		
Date	Headline	Download
2024/04/15	 Parliamentary elections in Croatia	
2024/04/11	 Less aggressive monetary easing to come	
2024/04/10	 Prices of services continue to rise	
2024/04/08	 Industrial output positively surprised	
2024/04/08	 Inflation numbers and Serbia's central bank meetin...	

Intraday 1w 1m 6m 1y 3y

Futures and Options

Related Futures -

Related Options -

Details

2024/04/15 16:35:00

Price

1,557.56 CZKDifference  -0.09% (-1.40)

General attributes

ISIN XC0009698371

Symbol -

Country Czechia

Security type Index

Instruments in index 11

Market data

Open 1,559.12 CZK

High 1,561.52 CZK

Low 1,553.93 CZK

Close (prev. day) 1,558.96 CZK

Trading volume (m) -

Volume (pcs) -

Performance and Risk

	6m	1y	3y
Perf (%)	+15.69%	+9.81%	+42.36%
Perf (abs.)	+211.23	+139.19	+463.45
Beta	-	-	-
Volatility	7.96	9.17	14.77



Information about previous performance does not guarantee future performance.
Source: FactSet

Price data

Ø price 5 days Ø volume 5 days (pcs.)	1,549.75 CZK (0)
Ø price 30 days Ø volume 30 days (pcs.)	1,499.63 CZK (0)
Ø price 100 days Ø volume 100 days (pcs.)	1,453.53 CZK (0)
Ø price 250 days Ø volume 250 days (pcs.)	1,388.09 CZK (0)
YTD High date	1,562.81 CZK (2024/04/12)
YTD Low date	1,414.06 CZK (2024/01/02)
52 Weeks High date	1,562.81 CZK (2024/04/12)
52 Weeks Low date	1,255.95 CZK (2023/06/29)

Composition

Name  ISIN	Price	Diff %  Diff +/-	Performance 	Date Time	Turnover Pc.  Turnover Money 
CEZ AS CZ0005112300	875.00	-0.91% -8.00		24/04/15 16:21:19	158,646 139,206,902.50
COLT CZ GROUP SE CZK0.10 CZ0009008942	620.00	0.32% 2.00		24/04/15 16:15:24	2,516 1,560,351.00
ERSTE GROUP BANK AG AT0000652011	1,070.50	-0.56% -6.00		24/04/15 16:15:10	49,299 52,762,506.50
GEVORKYAN A.S. NPV SK1000025322	256.00	0.00% 0.00		24/04/15 14:28:27	59 15,104.00
KOFOLA CESKOSLOVENSKO AS ... CZ0009000121	276.00	1.10% 3.00		24/04/15 16:15:12	3,401 937,407.00
KOMERCNI BANKA CZ0008019106	878.00	0.80% 7.00		24/04/15 16:22:35	184,139 161,186,585.50
MONETA MONEY BANK A.S. CZ0008040318	103.20	-0.39% -0.40		24/04/15 16:15:52	259,608 26,840,590.00
PHILIP MORRIS(CZ) CZK1000 CS0008418869	15,940.00	1.66% 260.00		24/04/15 16:15:16	611 9,695,180.00
PHOTON ENERGY NV NL0010391108	46.65	1.86% 0.85		24/04/15 15:49:20	5,708 262,431.50
PRIMOCO UAV SE CZK1 CZ0005135970	900.00	-1.64% -15.00		24/04/15 15:28:09	1,106 985,135.00
VIENNA INSURANCE GROUP AT0000908504	732.00	0.14% 1.00		24/04/15 15:49:24	181 132,400.00