

## PX INDEX

ISIN: **XC0009698371** WKN: -

## Overview

2023/09/29 16:35:00

Price

**1,349.32** CZKDifference  0.62% (8.36)

## General attributes

ISIN XC0009698371

Symbol -

Country Czech Republic

Instruments in index 10

Type of index Price Index

Security type Index

## Market data

Open 1,340.50 CZK

High 1,351.52 CZK

Low 1,339.52 CZK

Close (prev. day) 1,340.96 CZK

Trading volume (m) -


Volume (pcs) -

## Top 5

Name 	Price	+ - (%) 	Trend 
ERSTE GROU...	32.82	+2.70 	
PILULKA LE...	417.00	+2.21 	
VIENNA INS...	26.40	+1.44 	
COLT CZ GR...	557.00	+0.54 	
CEZ AS	980.00	+0.46 	

Intraday 1w 1m 6m 1y 3y

## Flop 5

Name 	Price	+ - (%) 	Trend 
PHILIP MOR...	17,160.00	-1.38 	
MONETA MON...	83.80	-0.83 	
KOFOLA CES...	268.00	-0.37 	
PHOTON ENE...	53.70	-0.37 	














Information about previous performance does not guarantee future performance.

Source: FactSet

## Recent research

## on market

Date	Headline	Download 
2023/09/29	 Global Strategy 4Q 2023	
2023/09/28	 CEE Special Report   Explanatory and Predictive Yi...	
2023/09/27	 Uncertainty for the rest of this year remains	
2023/09/27	 CNB press conference could give us a guidance	
2023/09/26	 Global Strategy 4Q 2023	

Intraday 1w 1m 6m 1y 3y

**Futures and Options**

**Related Futures** -

**Related Options** -

## Details

2023/09/29 16:35:00

## Price

**1,349.32** CZKDifference  0.62% (8.36)

## General attributes

ISIN XC0009698371

Symbol -

Country Czech Republic

Security type Index

Instruments in index 10

## Market data

Open 1,340.50 CZK

High 1,351.52 CZK

Low 1,339.52 CZK

Close (prev. day) 1,340.96 CZK

Trading volume (m) -

Volume (pcs) -

## Performance and Risk

	6m	1y	3y
Perf (%)	+2.13%	+21.09%	+56.48%
Perf (abs.)	+28.15	+234.98	+487.04
Beta	-	-	-
Volatility	10.72	14.05	15.70











Information about previous performance does not guarantee future performance.

Source: FactSet

## Price data

Ø price 5 days   Ø volume 5 days (pcs.)	1,343.40 CZK (0)
Ø price 30 days   Ø volume 30 days (pcs.)	1,344.92 CZK (0)
Ø price 100 days   Ø volume 100 days (pcs.)	1,331.31 CZK (0)
Ø price 250 days   Ø volume 250 days (pcs.)	1,304.41 CZK (0)
YTD High   date	1,433.09 CZK (2023/03/06)
YTD Low   date	1,201.80 CZK (2023/01/02)
52 Weeks High   date	1,433.09 CZK (2023/03/06)
52 Weeks Low   date	1,103.66 CZK (2022/10/03)

## Composition

Name  ISIN	Price	Diff %  Diff +/-	Performance 	Date Time	Turnover Pc.  Turnover Money 
CEZ AS CZ0005112300	980.00	0.46% 4.50		23/09/29 16:23:25	91,810 89,969,755.00
COLT CZ GROUP SE CZK0.10 CZ0009008942	557.00	0.54% 3.00		23/09/29 16:15:02	3,589 1,996,739.00
ERSTE GROUP BANK AG AT0000652011	800.00	2.70% 21.00		23/09/29 16:07:02	69,601 55,624,644.10
KOFOLO CESKOSLOVENSKO AS ... CZ0009000121	268.00	-0.37% -1.00		23/09/29 16:15:29	2,431 651,708.00
KOMERCNI BANKA CZ0008019106	672.00	0.00% 0.00		23/09/29 16:24:50	224,073 150,172,112.00
MONETA MONEY BANK A.S. CZ0008040318	83.80	-0.83% -0.70		23/09/29 16:15:06	343,481 28,825,914.60
PHILIP MORRIS(CZ) CZK1000 CS0008418869	17,160.00	-1.38% -240.00		23/09/29 16:15:07	541 9,299,920.00
PHOTON ENERGY NV NL0010391108	53.70	-0.37% -0.20		23/09/29 14:43:44	4,055 216,496.60
PILULKA LEKARNY A.S. NPV CZ0009009874	417.00	2.21% 9.00		23/09/29 15:22:18	407 168,732.00
VIENNA INSURANCE GROUP AT0000908504	635.00	1.44% 9.00		23/09/29 16:09:58	6,084 3,869,587.00