

PX INDEX

ISIN: **XC0009698371** WKN: -

Overview

2023/05/26 16:35:00

Price

1,317.67 CZKDifference  -0.24% (-3.17)

General attributes

ISIN	XC0009698371
Symbol	-
Country	Czech Republic
Instruments in index	10
Type of index	Price Index
Security type	Index

Market data

Open	1,319.85 CZK
High	1,326.33 CZK
Low	1,312.79 CZK
Close (prev. day)	1,320.84 CZK
Trading volume (m)	-
Volume (pcs)	-

Top 5

Name 	Price	+ - (%)	Trend 
PHOTON ENE...	67.00	+2.29	
KOMERCNI B...	670.00	+1.82	
PILULKA LE...	460.00	+1.77	
VIENNA INS...	25.85	+0.74	
PHILIP MOR...	16,980.00	+0.24	

Intraday 1w 1m 6m 1y 3y

Flop 5

Name 	Price	+ - (%)	Trend 
CEZ AS	1,022.00	-3.22	
ERSTE GROU...	30.74	-0.15	

Intraday 1w 1m 6m 1y 3y

5y








Information about previous performance does not guarantee future performance.

Source: FactSet

Recent research

on market

Date	Headline	Download
2023/05/22	 Hungary starts the monetary easing	
2023/05/22	 Hungary starts the monetary easing	
2023/05/17	 Corporate Credit Monitor CEE	
2023/05/17	 Corporate Credit Monitor CEE (DE)	
2023/05/15	 Eye on GDP growth in the first quarter	

Futures and Options

Related Futures -

Related Options -

Details

2023/05/26 16:35:00

Price

1,317.67 CZK

Difference

**-0.24%** (-3.17)

General attributes

ISIN XC0009698371

Symbol -

Country Czech Republic

Security type Index

Instruments in index 10

Market data

Open 1,319.85 CZK

High 1,326.33 CZK

Low 1,312.79 CZK

Close (prev. day) 1,320.84 CZK

Trading volume (m) -

Volume (pcs) -

Performance and Risk

	6m	1y	3y
Perf (%)	+5.99%	+0.54%	+46.22%
Perf (abs.)	+74.41	+7.09	+416.52
Beta	-	-	-
Volatility	14.51	17.48	16.38



5y

Information about previous performance does not guarantee future performance.

Source: FactSet

Price data

Ø price 5 days Ø volume 5 days (pcs.)	1,319.02 CZK (0)
Ø price 30 days Ø volume 30 days (pcs.)	1,375.24 CZK (0)
Ø price 100 days Ø volume 100 days (pcs.)	1,351.96 CZK (0)
Ø price 250 days Ø volume 250 days (pcs.)	1,271.84 CZK (0)
YTD High date	1,433.09 CZK (2023/03/06)
YTD Low date	1,201.80 CZK (2023/01/02)
52 Weeks High date	1,433.09 CZK (2023/03/06)
52 Weeks Low date	1,103.66 CZK (2022/10/03)

Composition

Name  ISIN	Price	Diff %  Diff +/-	Performance 	Date Time	Turnover Pc.  Turnover Money 
CEZ AS CZ0005112300	1,022.00	-3.22% -34.00		23/05/26 16:24:08	640,098 666,042,344.00
COLT CZ GROUP SE CZK0.10 CZ0009008942	598.00	0.00% 0.00		23/05/26 16:15:07	19,400 11,586,451.00
ERSTE GROUP BANK AG AT0000652011	721.80	-0.15% -1.10		23/05/26 16:22:17	72,147 51,888,237.60
KOFOLO CESKOSLOVENSKO AS ... CZ0009000121	245.00	0.00% 0.00		23/05/26 16:01:02	1,439 353,355.00
KOMERCNI BANKA CZ0008019106	670.00	1.82% 12.00	█	23/05/26 16:23:33	97,961 65,135,559.00
MONETA MONEY BANK A.S. CZ0008040318	79.10	0.13% 0.10		23/05/26 16:15:16	134,700 10,657,000.60
PHILIP MORRIS(CZ) CZK1000 CS0008418869	16,980.00	0.24% 40.00		23/05/26 16:21:22	338 5,697,800.00
PHOTON ENERGY NV NL0010391108	67.00	2.29% 1.50	█	23/05/26 16:01:31	8,967 596,089.50
PILULKA LEKARNY A.S. NPV CZ0009009874	460.00	1.77% 8.00	█	23/05/26 12:30:21	580 266,800.00
VIENNA INSURANCE GROUP AT0000908504	616.00	0.74% 4.50	█	23/05/26 16:09:02	2,982 1,823,693.50