

SAX INDEX

ISIN: **XC0009698330** WKN: -

Overview

2024/07/26 17:00:37

Price
308.66 EUR

Difference ➔ 0.00% (0.00)

General attributes

ISIN	XC0009698330
Symbol	-
Country	Slovakia
Instruments in index	3
Type of index	-
Security type	Index

Top 5

Name	Price	+ - (%)	Trend
BIOTIKA EU...	20.00	-0.99	➔

Intraday | 1w | 1m | 6m | 1y | 3y

Flop 5

Name	Price	+ - (%)	Trend
BIOTIKA EU...	20.00	-0.99	➔

Intraday | 1w | 1m | 6m | 1y | 3y



More information on countries & regions

[➤ Markets by Region](#)



Information about previous performance does not guarantee future performance.
Source: FactSet

Recent research

on market

Date	Headline	Download
2024/07/26	Week Ahead	
2024/07/26	Wochenausblick	
2024/07/25	CEE Special Report Can we work more for longer?	
2024/07/24	Credit Markets Weekly	
2024/07/24	Credit Markets Weekly (DE)	

Details

2024/07/26 17:00:37

Price

308.66 EUR

Difference → 0.00% (0.00)

General attributes

ISIN XC0009698330

Symbol -

Country Slovakia

Security type Index

Instruments in index 3

Market data

Open 308.66 EUR

High 308.66 EUR

Low 308.66 EUR

Close (prev. day) 308.66 EUR

Trading volume (m) -

Volume (pcs) -

Performance and Risk

	6m	1y	3y
Perf (%)	-0.06%	-3.83%	-15.86%
Perf (abs.)	-0.18	-12.30	-58.18
Beta	-	-	-
Volatility	8.99	8.41	12.56

5y










Information about previous performance does not guarantee future performance.

Source: FactSet

Price data

Ø price 5 days Ø volume 5 days (pcs.)	308.20 EUR (0)
Ø price 30 days Ø volume 30 days (pcs.)	308.34 EUR (0)
Ø price 100 days Ø volume 100 days (pcs.)	309.76 EUR (0)
Ø price 250 days Ø volume 250 days (pcs.)	315.96 EUR (0)
YTD High date	320.80 EUR (2024/04/25)
YTD Low date	304.45 EUR (2024/06/05)
52 Weeks High date	332.92 EUR (2023/10/06)
52 Weeks Low date	304.45 EUR (2024/06/05)

Composition

Name  ISIN 	Price	Diff %  Diff +/- 	Performance 	Date Time	Turnover Pc.  Turnover Money 
BIOTIKA EUR33.19 CS0009013453	20.00	-0.99% -0.20		24/07/22 17:00:33	25 500.00
OTP BANKA SLOVENSKO A.S. ... SK1110001452	1.00	0.00% 0.00		21/03/22 10:59:21	3 3.00
VSEOBECNA UVEROVA BANKA E... SK1110001437	157.00	0.00% 0.00		21/04/19 12:24:57	47 7,379.00