

## SAX INDEX

ISIN: XC0009698330

WKN: -

## Overview

2024/05/02 17:00:30

Price

309.79 EUR

Difference  0.16% (0.50)

## General attributes

ISIN XC0009698330

Symbol -

Country Slovakia

Instruments in index 3

Type of index -

Security type Index

## Market data

Open 309.54 EUR

High 309.79 EUR


Low 309.54 EUR

Close (prev. day) 309.29 EUR

Trading volume (m) -


Volume (pcs) -

## Top 5

Name	Price	+/- (%)	Trend
BIOTIKA EU...	23.80	-4.80	

Intraday 1w 1m 6m 1y 3y

## Flop 5

Name	Price	+/- (%)	Trend
BIOTIKA EU...	23.80	-4.80	

Intraday 1w 1m 6m 1y 3y

## Futures and Options

Related Futures -

Related Options -

5y



Information about previous performance does not guarantee future performance.

Source: FactSet

## Recent research

on market

Date	Headline	Download
2024/05/02	 FX markets reflect uncertain interest rate outlook	
2024/05/02	 FX-Märkte spiegeln unsicheres Zinsumfeld wider	
2024/04/30	 Credit Markets Weekly	
2024/04/30	 Credit Markets Weekly (DE)	
2024/04/29	 Wie reagiert die Fed auf die jüngsten Daten?	

## Details

2024/05/02 17:00:30

Price

**309.79** EUR

Difference



0.16% (0.50)

## General attributes

ISIN XC0009698330

Symbol -

Country Slovakia

Security type Index

Instruments in index 3

## Market data

Open 309.54 EUR

High 309.79 EUR

Low 309.54 EUR

Close (prev. day) 309.29 EUR

Trading volume (m) -

Volume (pcs) -

## Performance and Risk

	6m	1y	3y
Perf (%)	-4.31%	-0.61%	-15.83%
Perf (abs.)	-13.96	-1.90	-58.25
Beta	-	-	-
Volatility	9.36	9.81	12.58

5y










Information about previous performance does not guarantee future performance.

Source: FactSet

## Price data

Ø price 5 days   Ø volume 5 days (pcs.)	314.17 EUR (0)
Ø price 30 days   Ø volume 30 days (pcs.)	312.17 EUR (0)
Ø price 100 days   Ø volume 100 days (pcs.)	312.28 EUR (0)
Ø price 250 days   Ø volume 250 days (pcs.)	317.75 EUR (0)
YTD High   date	320.80 EUR (2024/04/25)
YTD Low   date	307.09 EUR (2024/01/25)
52 Weeks High   date	345.27 EUR (2023/05/18)
52 Weeks Low   date	299.80 EUR (2023/05/24)

## Composition

Name  ISIN 	Price	Diff %  Diff +/- 	Performance 	Date Time	Turnover Pc.  Turnover Money 
BIOTIKA EUR33.19 CS0009013453	23.80	-4.80% -1.20		24/04/26 17:00:16	10 238.00
OTP BANKA SLOVENSKO A.S. ... SK1110001452	1.00	0.00% 0.00		21/03/22 10:59:21	3 3.00
VSEOBECNA UVEROVA BANKA E... SK1110001437	157.00	0.00% 0.00		21/04/19 12:24:57	47 7,379.00