

SAX INDEX

ISIN: **XC0009698330** WKN: -

Overview

2024/04/29 17:00:31

Price

316.11 EURDifference ➔ 0.00% (0.00)

General attributes

ISIN XC0009698330

Symbol -

Country Slovakia

Instruments in index 3

Type of index -

Security type Index

Market data

Open 316.11 EUR

High 316.11 EUR

Low 316.11 EUR

Close (prev. day) 316.11 EUR

Trading volume (m) -

Volume (pcs) -

Top 5

Name	Price	+/- (%)	Trend
BIOTIKA EU...	23.80	-4.80	📉

Intraday	1w	1m	6m	1y	3y

Flop 5

Name	Price	+/- (%)	Trend
BIOTIKA EU...	23.80	-4.80	📉

Intraday	1w	1m	6m	1y	3y

Futures and Options

Related Futures -

Related Options -

5y



Information about previous performance does not guarantee future performance.

Source: FactSet

Recent research

on market

Date	Headline	Download
2024/04/29	🇩🇪 Wie reagiert die Fed auf die jüngsten Daten?	
2024/04/29	🇬🇧 Focus on GDP data and central bank meeting in Czec...	
2024/04/26	🇬🇧 Week Ahead	
2024/04/26	🇩🇪 Wochenausblick	
2024/04/26	🇬🇧 Global Equity Ratings	

Details

2024/04/29 17:00:31

Price

316.11 EURDifference  0.00% (0.00)

General attributes

ISIN XC0009698330

Symbol -

Country Slovakia

Security type Index

Instruments in index 3

Market data

Open 316.11 EUR

High 316.11 EUR

Low 316.11 EUR

Close (prev. day) 316.11 EUR

Trading volume (m) -

Volume (pcs) -

Performance and Risk

	6m	1y	3y
Perf (%)	-5.01%	+1.42%	-14.55%
Perf (abs.)	-16.67	+4.42	-53.83
Beta	-	-	-
Volatility	9.28	9.55	12.53

5y










Information about previous performance does not guarantee future performance.
Source: FactSet

Price data

Ø price 5 days Ø volume 5 days (pcs.)	316.19 EUR (0)
Ø price 30 days Ø volume 30 days (pcs.)	311.97 EUR (0)
Ø price 100 days Ø volume 100 days (pcs.)	312.23 EUR (0)
Ø price 250 days Ø volume 250 days (pcs.)	317.75 EUR (0)
YTD High date	320.80 EUR (2024/04/25)
YTD Low date	307.09 EUR (2024/01/25)
52 Weeks High date	345.27 EUR (2023/05/18)
52 Weeks Low date	299.80 EUR (2023/05/24)

Composition

Name  ISIN 	Price	Diff %  Diff +/- 	Performance 	Date Time	Turnover Pc.  Turnover Money 
BIOTIKA EUR33.19 CS0009013453	23.80	-4.80% -1.20		24/04/26 17:00:16	10 238.00
OTP BANKA SLOVENSKO A.S. ... SK1110001452	1.00	0.00% 0.00		21/03/22 10:59:21	3 3.00
VSEOBECNA UVEROVA BANKA E... SK1110001437	157.00	0.00% 0.00		21/04/19 12:24:57	47 7,379.00