

## SAX INDEX

ISIN: XC0009698330

WKN: -

## Overview

2024/04/24 17:00:31

Price

314.14 EUR

Difference ➔ 0.00% (0.00)

## General attributes

ISIN XC0009698330

Symbol -

Country Slovakia

Instruments in index 3

Type of index -

Security type Index

## Top 5

Name	Price	+ - (%)	Trend
BIOTIKA EU...	23.20	-4.13	<span style="color: red;">⬇️</span>

Intraday 1w 1m 6m 1y 3y

## Flop 5

Name	Price	+ - (%)	Trend
BIOTIKA EU...	23.20	-4.13	<span style="color: red;">⬇️</span>

Intraday 1w 1m 6m 1y 3y



More information on countries &amp; regions

[➤ Markets by Region](#)

Information about previous performance does not guarantee future performance.  
Source: FactSet

## Recent research

on market		
Date	Headline	Download
2024/04/24	Credit Markets Weekly	<a href="#">⬇️</a>
2024/04/24	Credit Markets Weekly (DE)	<a href="#">⬇️</a>
2024/04/23	CEE Special Report   Strong growth in CEE economie...	<a href="#">⬇️</a>
2024/04/22	Wird sich die Stimmung im April verbessern?	<a href="#">⬇️</a>
2024/04/21	Hungarian central bank to cut rates further	<a href="#">⬇️</a>

## Details

2024/04/24 17:00:31

## Price

314.14 EUR

Difference ➔ 0.00% (0.00)

## General attributes

ISIN XC0009698330

Symbol -

Country Slovakia

Security type Index

Instruments in index 3

## Market data

Open 314.14 EUR

High 314.14 EUR

Low 314.14 EUR

Close (prev. day) 314.14 EUR

Trading volume (m) -

Volume (pcs) -

## Performance and Risk

	6m	1y	3y
Perf (%)	-4.99%	+0.60%	-15.08%
Perf (abs.)	-16.51	+1.87	-55.80
Beta	-	-	-
Volatility	8.91	9.42	12.48

5y










Information about previous performance does not guarantee future performance.

Source: FactSet

## Price data

Ø price 5 days   Ø volume 5 days (pcs.)	315.86 EUR (0)
Ø price 30 days   Ø volume 30 days (pcs.)	311.40 EUR (0)
Ø price 100 days   Ø volume 100 days (pcs.)	312.03 EUR (0)
Ø price 250 days   Ø volume 250 days (pcs.)	317.71 EUR (0)
YTD High   date	317.01 EUR (2024/04/18)
YTD Low   date	307.09 EUR (2024/01/25)
52 Weeks High   date	345.27 EUR (2023/05/18)
52 Weeks Low   date	299.80 EUR (2023/05/24)

## Composition

Name  ISIN 	Price	Diff %  Diff +/- 	Performance 	Date Time	Turnover Pc.  Turnover Money 
BIOTIKA EUR33.19 CS0009013453	23.20	-4.13% -1.00		24/04/23 17:00:16	10 232.00
OTP BANKA SLOVENSKO A.S. ... SK1110001452	1.00	0.00% 0.00		21/03/22 10:59:21	3 3.00
VSEOBECNA UVEROVA BANKA E... SK1110001437	157.00	0.00% 0.00		21/04/19 12:24:57	47 7,379.00